



**Visvesvaraya Technological University, Belagavi**

(State University of Government of Karnataka Established as per the VTU Act, 1994)

**Centre for Distance and Online Education (VTU-CDOE)**

## **Centre for Distance and Online Education (VTU-CDOE)**



## **MCA in Artificial Intelligence and Data Science** **Scheme and Syllabus**



# Visvesvaraya Technological University, Belagavi

(State University of Government of Karnataka Established as per the VTU Act, 1994)

## Centre for Distance and Online Education (VTU-CDOE)

Program Outcomes		
Sl No	Description	POs
1	Apply knowledge of computing fundamentals, computing specialization, mathematics, and domain knowledge appropriate for the computing specialization to the abstraction and conceptualization of computing models from defined problems and requirements..	PO1
2	Identify, formulate, research literature, and solve complex computing problems reaching substantiated conclusions using fundamental principles of mathematics, computing sciences, and relevant domain disciplines.	PO2
3	Design and evaluate solutions for complex computing problems, and design and evaluate systems, components, or processes that meet specified needs with appropriate consideration for public health and safety, cultural, societal, and environmental considerations.	PO3
4	Use research-based knowledge and research methods including design of experiments, analysis and interpretation of data, and synthesis of the information to provide valid conclusions.	PO4
5	Create, select, adapt and apply appropriate techniques, resources, and modern computing tools to complex computing activities, with an understanding of the limitations.	PO5
6	Understand and commit to professional ethics and cyber regulations, responsibilities, and norms of professional computing practices.	PO6
7	Recognize the need, and have the ability, to engage in independent learning for continual development as a computing professional.	PO7
8	Demonstrate knowledge and understanding of the computing and management principles and apply these to one's own work, as a member and leader in a team, to manage projects and in multidisciplinary environments.	PO8
9	Communicate effectively with the computing community, and with society at large, about complex computing activities by being able to comprehend and write effective reports, design documentation, make effective presentations, and give and understand clear instructions.	PO9
10	Understand and assess societal, environmental, health, safety, legal, and cultural issues within local and global contexts, and the consequential responsibilities relevant top professional computing practices.	PO10



# Visvesvaraya Technological University, Belagavi

(State University of Government of Karnataka Established as per the VTU Act, 1994)

## Centre for Distance and Online Education (VTU-CDOE)

11	Function effectively as an individual and as a member or leader in diverse teams and in multidisciplinary environments.	PO11
12	Identify a timely opportunity and using innovation to pursue that opportunity to create value and wealth for the betterment of the individual and society at large.	PO12

### Program Education Objectives (PEOs):

**PEO 1:** promote from current position to software architecture / administration.

**PEO2:** develop products using automation

**PEO 3:** demonstrate high moral professional ethics

**PEO 4:** exhibit lifelong adoption for change in technology.



# Visvesvaraya Technological University, Belagavi

(State University of Government of Karnataka Established as per the VTU Act, 1994)

## Centre for Distance and Online Education (VTU-CDOE)

### SEMESTER-I

Sl. No	Code	Course Name	Type of the Course	Credits
1	OMCI101	Mathematical Foundation for Computer Application	CORE	4
2	OMCI102	Operating System	CORE	4
3	OMCI103	Database Management System	CORE / SKILL	4
4	OMCI104	Programming Using C	SKILL	4
5	OMCI105	C Programming Lab	SKILL	2
6	OMCI106	Database Management Lab	SKILL	2
Total Credits			20	

### SEMESTER-II

Sl. No	Code	Course Name	Type of the Course	Credits
1	OMCI201	Data Structure and Algorithms	CORE	4
2	OMCI202	Object Oriented Programming Using Python	CORE / SKILL	4
3	OMCI203	Software Engineering with Agile Methodologies	CORE / SKILL	4
4	OMCI203	Fundamentals Of Artificial Intelligence and Machine Learning	SKILL	4
6	OMCI204	Data Structure Lab	SKILL	2
7	OMCI205	Python Lab	SKILL	2
Total Credits			20	



# Visvesvaraya Technological University, Belagavi

(State University of Government of Karnataka Established as per the VTU Act, 1994)

## Centre for Distance and Online Education (VTU-CDOE)

### SEMESTER-III

Sl. No	Code	Course Name	Credit
1	OMCI301	Artificial Intelligence	4
2	OMCI302	Data Analytics Using Python	4
3	OMCI303x	Elective - I	4
4	OMCI304x	Elective - II	4
5	OMCI305	Artificial Intelligence Lab	2
6	OMCI306	Data Analytics Lab	2
TOTAL			20

Elective - I		
Sl. No.	Course Code	Course Name
1	OMCI303A	Big Data Analytics
2	OMCI303B	Data Mining
3	OMCI303C	Linear Algebra and applications

Elective - II		
Sl. No	Course Code	Course Name
1	OMCI304A	Data Visualization
2	OMCI304B	Agile Technologies
3	OMCI304C	Natural Language Processing



# Visvesvaraya Technological University, Belagavi

(State University of Government of Karnataka Established as per the VTU Act, 1994)

## Centre for Distance and Online Education (VTU-CDOE)

### SEMESTER-IV

Sl. No	Code	Course Name	Credit
1	OMCI401	Deep Learning	4
2	OMCI402x	Elective - III	4
3	OMCI403	Major Project	12

Elective - IV		
Sl. No.	Course Code	Course Name
1	OMCI402A	Data and Web Mining
2	OMCI402B	Predictive analysis
3	OMCI402C	Artificial Intelligence in Cyber Security



# Visvesvaraya Technological University, Belagavi

(State University of Government of Karnataka Established as per the VTU Act, 1994)

## Centre for Distance and Online Education (VTU-CDOE)

Mathematical Foundation for Computer Applications		Semester	I
Course Code	OMCI101	CIE Marks	30
		SEE Marks	70
Credits	4	Total Marks	100
		Exam Hours	3
Examination nature (SEE)	Theory		
<b>Course objectives:</b> <ul style="list-style-type: none"><li>The Curriculum supports the prerequisites to enhance their Mathematical knowledge towards their understanding mathematical Concepts in the concerned fields.</li></ul>			
<b>MODULE-1</b>			
<b>MATRICES</b> Definition, Types of Matrices, Addition, Subtraction, Scalar Multiplication and Multiplication of Matrices, Adjoint, Inverse, Eigen values and Eigen Vectors of a Matrix, Caley-Hamilton Theorem (Statement only) Rank of a matrix, Row reduced echelon form and normal form Solution of homogeneous and non homogeneous system of linear equations.			
<b>MODULE-2</b>			
<b>SETS:</b> Sets, Subsets, Types of Sets, Operation on Sets, Cartesian product, Cardinality of sets and applications.			
<b>MODULE-3</b>			
<b>RELATIONS AND FUNCTIONS:</b> <b>RELATIONS:</b> Definition with illustrations, Representation of relations to Zero-one matrix and digraphs. <b>FUNCTIONS:</b> Definition, Domain and Range of function, Types of functions with illustrations.			
<b>MODULE-4</b>			
<b>Random variable and probability distribution:</b> Concept of random variable, discrete probability distributions, continuous probability distributions, Mean, variance and co-variance and co-variance of random variables. Binomial and normal distribution, Exponential and normal distribution with mean and variables and problems			
<b>MODULE-5</b>			
<b>Graph Theory:</b> Graphs and Graphs models, Graph Terminology and Special Types of Graphs, Representing Graphs and Graph Isomorphism, Connectivity, Euler and Hamilton Paths, Shortest-Path Problems, Planar Graphs, Graph Colouring			



# Visvesvaraya Technological University, Belagavi

(State University of Government of Karnataka Established as per the VTU Act, 1994)

## Centre for Distance and Online Education (VTU-CDOE)

### Course Outcomes:

**CO1:** Develop basic knowledge of matrices and to solve system of linear equations.

**CO2:** Understand the basic concepts of sets, functions and relations..

**CO3:** Understand the concepts of representations of relations and functions..

**CO4:** Model the given problem by applying the concepts of graph theory..

**CO5:** Design strategy using gaming theory concepts for the given problem.

### Suggested Learning Resources:

#### Text Books & Reference Books:

1. Discrete Mathematics by Guru Raja Chaar.
2. B.S.Grewal: Higher Engineering Mathematics Khanna Publishers, 43<sup>rd</sup> Edition.
3. Richard A Johnson and C.B Gupta "Probability and statistics for engineers" Pearson Education
4. Kenneth H Rosen, "Discrete Mathematics and its Applications", McGraw Hill publications, 7th edition.





# Visvesvaraya Technological University, Belagavi

(State University of Government of Karnataka Established as per the VTU Act, 1994)

## Centre for Distance and Online Education (VTU-CDOE)

OPERATING SYSTEMS		Semester	I
Course Code:	OMCI102	CIE+SEE Marks	30 +70=100
Credits	04	Exam Hours	03
Examination type (SEE)		Theory	
<b>Course Objectives:</b>			
CLO 1. Explore the need for OS and different types of OS			
CLO 2. Explain the different techniques for management of resources			
CLO 3. Learn the Use of processor, memory, storage and file system commands			
<b>Module-1</b>			
<b>Introduction to operating systems [OS]:</b> What operating systems do; Computer System organization; Computer System architecture; Operating System operations; Resource Management; Security and Protection; Virtualization; Distributed system; Computing environments.			
<b>Operating System Structures:</b> Operating Services; User and Operating System interface; System calls; System Services; System programs; Operating system design and implementation; Operating System structure; System Building and Booting; Why Applications Are Operating-System Specific?			
<b>Process Management:</b> Process concept; Process scheduling; Operations on processes; Inter process communication [IPC]; IPC Systems			
<b>Textbook 1: Chapter – 1, 2 and 3</b>			
<b>Module-2</b>			
<b>Threads and Concurrency:</b> Multicore Programming, Multithreading models; Thread Libraries; Implicit Threading; Threading issues; OS-Threading examples.			
<b>CPU Scheduling:</b> Basic concepts; Scheduling Criteria; Scheduling Algorithms; Multiple-processor scheduling; Thread scheduling; Multi-Processor Scheduling, Real-Time CPU Scheduling; OS CPU scheduling examples and Algorithm Evaluation			
<b>Process Synchronization:</b> Background; The critical section problem; Peterson’s solution; Hardware Support for Synchronization; Mutex Locks; Semaphores; Monitors; Classical problems of synchronization.			
<b>Textbook 1: Chapter – 4, 5, 6 and 7</b>			



### Module-3

**Deadlocks:** System model; Deadlock in Multithreaded Applications; Deadlock characterization; Methods for handling deadlocks; Deadlock Prevention; Deadlock Avoidance; Deadlock detection and Recovery from Deadlock.

**Memory Management:** Background; Contiguous memory allocation; Paging; Structure of page table; swapping; Example: Intel 32- and 64-bit Architectures.

**Virtual Memory Management:** Background; Demand paging; Copy-on-write; Page replacement; Allocation of frames; Thrashing.

**Textbook 1: Chapter – 7, 8, 9 and 10**

### Module-4

**Mass-Storage Structure:** Overview of Mass-Storage Structure; HDD Scheduling; NVM Scheduling; Storage Device Management; Swap-Space Management; Storage Attachment; RAID Structure.

**File System:** File concept; Access methods; Directory structure; Protection; File system structure; File system operation; Directory implementation; Allocation methods; Free space management. File system mounting; File sharing.

**Textbook 1: Chapter – 11, 12 and 13**

### Module-5

**Protection:** Goals of protection, Principles of protection, Protection Rings; Domain of protection, Access matrix, Implementation of access matrix, Access control, Revocation of access rights, Capability- Based systems.

**Case Study: The Linux Operating System:** Linux history; Design principles; Kernel modules; Process management; Scheduling; Memory Management; File systems, Input and output; Inter-process communication; Network Structure; Security

**Textbook 1: Chapter – 17 and 20**



### Course Outcomes (Course Skill Set)

At the end of the course the student will be able to:

**CO 1.** Identify the structure of an operating system and its scheduling mechanism.

**CO 2.** Demonstrate the allocation of resources for a process using scheduling algorithm.

**CO 3.** Interpret the root causes of deadlock and provide the solution for deadlock elimination

**CO 4.** Illustrate different memory management concepts and storage structures such as files , directories and functionalities provided in the Linux Operating system.

### Suggested Learning Resources:

#### Textbooks & Reference Books

1. Abraham Silberschatz, Peter Baer Galvin, Greg Gagne, Operating System Principles 10th edition, Wiley-India, 2018
2. D.M Dhamdhere, Operating Systems: A Concept Based Approach 3rd Ed, McGraw-Hill, 2013.
3. William Stallings Operating Systems: Internals and Design Principles, 9th Edition, Pearson.
4. Andrew S.Tanenbaum, "Modern operating Systems", fourth Edition, PHI Learning Pvt.Ltd., 2008



# Visvesvaraya Technological University, Belagavi

(State University of Government of Karnataka Established as per the VTU Act, 1994)

## Centre for Distance and Online Education (VTU-CDOE)

Database Management System		Semester	I
Course Code	OMCI103	CIE +SEE Marks	30 +70 =100
Credits	04	Exam Hours	3
Examination type (SEE)		Theory	
<b>Course Objectives:</b>			
CLO 1. Practice SQL programming through a variety of database problems.			
CLO 2. Explore the use of concurrency and transactions in database.			
CLO 3. Build database applications for real world problems.			
<b>MODULE 1</b>			
Introduction: Characteristics of Database approach, Actors on the Scene, Workers behind the scene, Advantages of using DBMS approach, Data models, schemas and instances, Three -schema architecture and data independence, Database languages and interfaces, the database system environment, Centralized and client -server architectures, Classification of Database Management systems, Entity-Relationship Model: Conceptual Database using high level conceptual data models for Database Design, A Sample Database Application, Entity types, Entity sets Attributes and Keys Relationship types, Relationship Sets, Roles and Structural Constraints Weak Entity Types.			
<b>MODULE 2</b>			
Relational Model Relational Model and Relational Algebra: Relational Model Concepts, Relational Model Constraints and Relational Database Schema Update Operations, Transactions and Dealing with Constraint violations, Unary Relational operations, Relational Algebra Operations from Set Theory, Binary Relational Operations, JOIN and DIVISION, Additional Relational Operations, Examples of Queries in Relational Algebra Relational Database Design Using ER-to Relational Mapping .			
<b>MODULE 3</b>			
Introduction to SQL: Overview of the SQL Query Language, SQL Data Definition, Basic structure of SQL Queries, Additional Basic Operations, Null values, Aggregate Functions, nested Sub queries, Modification of the Database, Join Expressions, Views, Transactions, Integrity Constraints, SQL Data Types and Schemas, Authorization.			
<b>MODULE 4</b>			
Database Design: Informal Design Guidelines for Relation Schemas, Functional Dependencies, Normal Forms based on Primary Keys, General Definitions of 2nd and 3rd Normal Forms, Boyce Codd Normal Forms, Stored Procedures and functions, Triggers.			



### MODULE 5

Transaction Management: Transaction Concept, A Simple Transaction Model, Transaction Atomicity and Durability, Serializability, Transaction Isolation and Atomicity, Transaction Isolation Levels, Implementation of Isolation Levels. Concurrency Control: Lock Based Protocols, Deadlock Handling. Recovery System: Failure Classification, Storage, Recovery and Atomicity, Recovery Algorithm.

#### Course outcome (Course Skill Set):

At the end of the course the student will be able to :

**CO1:** Figure out the concepts of database objects, enforce integrity constraints on a database using RDBMS.

**CO2:** Demonstrate Structured Query Language (SQL) for database manipulation and also the basic of query evaluation.

**CO3:** Develop application to interact with databases, relational algebra expression,

**CO4:** Construct an application using tuple and domain relation expression from queries.

#### Recommended Text and Reference Books:

##### Text Books:

1. Fundamentals of Database Systems, Ramez Elmasri and Shamkant B. Navathe, 7th Edition, 2017, Pearson.
2. Database management systems, Ramakrishnan, and Gehrke, 3rd Edition, 2014, McGraw Hill.
3. Abraham Silberschatz, Henry F. Korth and S. Sudarshan"s Database System Concepts 9th EditionTata Mcgraw Hill Education Private Limited-2013
4. Introduction to Database Management System ,Satinder bal Gupta,Aditiya Mittal,2nd Edition,An imprint of Laxmi publications Private Limited-2017



Programming Using C		Semester	I
Course Code	OMCI104	CIE + SEE Marks	30 + 70 = 100
Credits	4	Exam Hours	03
Examination type (SEE)	Theory		
<b>Course objectives:</b>			
CLO1 : Explain user-defined data structures like arrays, structures,/unions and pointers in implementing solutions to problems			
CLO2: Design and Develop Solutions to problems using modular programming constructs such as functions and procedures.			
<b>Teaching-Learning Process (General Instructions)</b>			
These are sample Strategies, which teachers can use to accelerate the attainment of the various course outcomes.			
<div><div>1. Lecturer method (L) need not be only a traditional lecture method, but alternative effective teaching methods could be adopted to attain the outcomes.</div><div>2. Use of Video/ Animation to explain the functioning of various concepts.</div><div>3. Encourage collaborative (Group Learning) Learning in the class.</div><div>4. Ask at least three HOT (Higher-order Thinking) questions in the class, which promotes critical thinking.</div><div>5. Adopt Problem Based Learning (PBL), which fosters students' Analytical skills, develop design thinking skills such as the ability to design, evaluate, generalize, and analyse information rather than simply recall it.</div><div>6. Introduce Topics in manifold representations.</div><div>7. Show the different ways to solve the same problem and encourage the students to come up with their own creative ways to solve them.</div><div>8. Discuss how every concept can be applied to the real world - and when that's possible, it helps improve the students' understanding.</div></div>			
<b>Module-1</b>			
<b>Introduction to C:</b> Structure of C Program, Compiling and executing C programs, Variables, Constants, IO statements in C, Operators in C			
<b>Module-2</b>			
<b>Decision control and Looping statements:</b> Introduction to decision control, Conditional branching statements, iterative statements, nested loops, break and continue statements, goto statement.			



Module-3
<p><b>Arrays:</b> Declaration of arrays, accessing and storing of values in array, Operations on arrays, 2-D arrays, operations on two-dimensional arrays, multidimensional arrays, applications of arrays</p> <p><b>Functions:</b> Introduction using functions, Function definition &amp; declaration, function call, return statement, passing parameters to functions, Passing arrays to functions, scope of variables, storage classes, recursive functions.</p>
Module-4
<p><b>Strings:</b> Introduction to strings, operations on strings, arrays of strings.</p> <p><b>Pointers:</b> Introduction to pointers, declaring pointer variables, Types of pointers, Passing arguments to functions using pointers.</p>
Module-5
<p><b>Structure and Union:</b> Introduction, structures and functions, Unions, unions inside structures. <b>Files:</b> Introduction to files, Operation of Files.</p>
<p><b>Course outcome (Course Skill Set)</b></p> <p>At the end of the course the student will be able to:</p> <p><b>CO1:</b> Illustrate the fundamental programming constructs of C programming language to solve problem.</p> <p><b>CO2:</b> Interpret the Use of functions and arrays in implementing solutions.</p> <p><b>CO3:</b> Demonstrate the use of structures, unions and pointers to solve problems.</p>
<p><b>Suggested Learning Resources: Books</b></p> <ol style="list-style-type: none"><li>1. Computer Fundamentals and Programming in C – Reema Thareja, 2nd Edition, Oxford University, 2017.</li><li>2. E. Balaguruswamy, Programming in ANSI C, 7th Edition, Tata McGraw-Hill</li><li>3. Brian W. Kernighan and Dennis M. Ritchie, The ‘C’ Programming Language, Prentice Hall of India Yashavanth Kanetkar, Let us C, Authentic Guide to C Programming Language, bpb publisher, 17<sup>th</sup> Edition, 2020</li><li>4. Yashavanth Kanetkar, Let us C, Authentic Guide to C Programming Language, bpb publisher, 17<sup>th</sup> Edition, 2020</li></ol>
<p><b>Web links and Video Lectures (e-Resources):</b></p> <ul style="list-style-type: none"><li>• <a href="http://elearning.vtu.ac.in/econtent/courses/video/BS/15PCD23.html">elearning.vtu.ac.in/econtent/courses/video/BS/15PCD23.html</a></li><li>• <a href="https://nptel.ac.in/courses/106/105/106105171/">https://nptel.ac.in/courses/106/105/106105171/</a> MOOC courses can be adopted for more clarity in und</li></ul>





C Programming Lab		Semester	I
Course Code	OMCI105	CIE + SEE Marks	30 +70 =100
Credits	02	Exam Hours	03
Examination type (SEE)	Practical		
<b>Course objectives:</b>			
CLO1 : Exploring an programs using constructs of C programming language			
CLO2: Demonstrate the use of IDE, C Compiler, and identify and rectify the syntax and syntactic errors during programming.			
CLO3: Learn to Reporting the observations and debug the program.			
<b>Laboratory Experiments:</b>			
Implement the following programs with WINDOWS / LINUX platform using appropriate C compiler			
1. Implement a C program that takes three coefficients (a, b, and c) of a Quadratic equation ( $ax^2+bx+c=0$ ) as input and compute all possible roots, output the roots with appropriate messages.			
2. Write a C program to simulate a Simple Calculator using Switch case construct.			
3. Develop a C Program to check whether a given number is PALINDROME or NOT. Ex: Num: 1221, Reverse: 1221, It is a Palindrome			
4. Design and develop a C program to read a year as an input and find whether it is leap year or not.			
5. Develop a C Program to search a Name in a list of names using Binary searching Technique (Use strcmp built-in function).			
6. Write a C program that reads N integer numbers and arrange them in ascending order using Bubble Sort.			
7. Develop, implement and execute a C program that reads two matrices A (m x n ) and B (p x q ) and Compute product of matrices A and B. Print both the input matrices and resultant matrix with suitable headings and output should be in matrix format only. Program must check the compatibility of orders of the matrices for multiplication. Report appropriate message in case of incompatibility.			
8. Design and develop a C function isprime(num) that accepts an integer argument and returns 1 if the argument is prime, a 0 otherwise. Write a C program that invokes this function to generate prime numbers between the given range.			
9. write a recursive C function to find the factorial of a number, n!, defined by fact(n)=1, if n=0. Otherwise fact(n)=n*fact(n-1). Using this function, write a C program to compute the binomial coefficient nCr . Tabulate the results for different values of n and r with suitable messages.			
10. Write a C program to copy the contents of one file to another.			
11. Write a C program that uses functions and structures to perform the following operations:			





- a. Reading a complex number
- b. Displaying a complex number
- c. Addition of two complex numbers
- d. Multiplication of two complex numbers

Display the appropriate output.

12. Write a Program in c to swap two number using pointer.

### Course outcome (Course Skill Set)

At the end of the course the student will be able to:

**CO1:** Make use of IDE for programming, identify and correct the syntax and syntactic errors using various programming constructs.

**CO2:** Demonstrate use of functions, recursive functions, arrays, strings, structures and pointers in problem solving.

**CO3:** Design and development of C programs to implement different searching and sorting techniques.

### Suggested Learning Resources:

#### Books

1. Computer Fundamentals and Programming in C - Reema Thareja, 2nd Edition, Oxford Univeristy, 2017
2. E. Balaguruswamy, Programming in ANSI C, 7th Edition, Tata McGraw-Hill
3. Brian W. Kernighan and Dennis M. Ritchie, The 'C' Programming Language, Prentice Hall of India
4. Yashavanth Kanetkar, Let us C, Authentic Guide to C Programming Language, bpb publisher, 17<sup>th</sup> Edition, 2020

### Web links and Video Lectures (e-Resources):

- [elearning.vtu.ac.in/econtent/courses/video/BS/14CPL16.html](http://elearning.vtu.ac.in/econtent/courses/video/BS/14CPL16.html)
- <https://nptel.ac.in/courses/106/105/106105171/>



# Visvesvaraya Technological University, Belagavi

(State University of Government of Karnataka Established as per the VTU Act, 1994)

## Centre for Distance and Online Education (VTU-CDOE)

Database Management Lab		Semester	I
Course Code	OMCI106	CIE + SIE Marks	30 +70 = 100
Credits	02	Exam Hours	03
Examination type (SEE)	Practical		
<b>Course objectives:</b>			
CLO1: Create SQL queries for the small projects.			
CLO2: Create database objects that include tables, constraints, indexes, and sequences.			
1. Students should be allowed to choose appropriate DBMS software, install it, configure it and start working on it. Create sample tables, execute some queries, use SQLPLUS features, Use PL/SQL features like cursors on sample database. Students should be permitted to practice appropriate User interface creation tool and Report generation tool.			
2. A college consists of number of employees working in different departments. In this context, create two tables' employee and department. Employee consists of columns empno, empname, basic, hra, da, deductions, gross, net, date-of-birth. The calculation of hra,da are as per the rules of the college. 1. Create tables department and employee with required constraints. 2. Initially only the few columns (essential) are to be added. Add the remaining columns separately by using appropriate SQL command 3. Basic column should not be null 4. Add constraint that basic should not be less than 5000. 5. Calculate hra,da,gross and net by using PL/SQL program.			
3. Students may be divided into batches and the following experiments may be given to them to better understand the DBMS concepts. Students should gather the required information, draw ER diagrams, map them to tables, normalize, create tables, triggers, procedures, execute queries, create user interfaces, and generate reports.			
<ul style="list-style-type: none"><li>• Student information system</li><li>• KSRTC reservation system</li><li>• Hostel management</li><li>• Library management</li><li>• Indian Railways reservation</li></ul>			

### Course outcomes (Course Skill Set):

At the end of the course the student will be able to:

CO1: Design entity-relationship diagrams to solve given database applications.

CO2: Implement a database schema for a given problem.

CO3: Formulate SQL queries in Oracle for the given problem.

CO4: Design and Develop suitable database and verify for its appropriate normalization for any given problem.



# Visvesvaraya Technological University, Belagavi

(State University of Government of Karnataka Established as per the VTU Act, 1994)

## Centre for Distance and Online Education (VTU-CDOE)

Data Structures and Algorithms		Semester	II
Course Code	OMCI201	CIE + SIE Marks	30 + 70 =100
Credits	04	Exam Hours	03
Examination type (SEE)	Theory		
<b>Course Learning objectives:</b> CLO1: Explore step by step and develop algorithms to solve real world problems. CLO2: Evaluate the Expressions like postfix, prefix conversions. CLO3: Implementing various data structures viz. Stacks, Queues, Linked Lists, Trees and Graphs. CLO4: Define various searching & sorting techniques. CLO5: Compare functions using asymptotic analysis and describe the relative merits of worst-, average-, and best-case analysis.			
<b>Module-1</b>			
Classification of Data Structures: Primitive and Non- Primitive, Linear and Nonlinear; Data structure Operations, Stack: Definition, Representation, Operations and Applications: Polish and reverse polish expressions, Infix to postfix conversion, evaluation of postfix expression, infix to prefix, postfix to infix conversion.			
Teaching-Learning Process	Chalk and talk method / PowerPoint Presentation		
<b>Module-2</b>			
Recursion - Factorial, GCD, Fibonacci Sequence, Tower of Hanoi. Queue: Definition, Representation, Queue Variants: Circular Queue, Priority Queue, Double Ended Queue; Applications of Queues. Programming Examples.			
Teaching-Learning Process	Chalk and talk method / PowerPoint Presentation		
<b>Module-3</b>			
Linked List: Limitations of array implementation, Memory Management: Static (Stack) and Dynamic (Heap) Memory Allocation, Memory management functions. Definition, Representation, Operations: getnode() and Freenode() operations, Types: Singly Linked List. Linked list as a data Structure, Inserting and removing nodes from a list, Linked implementations of stacks, Header nodes, Array implementation of lists.			
Teaching-Learning Process	Chalk and talk method / PowerPoint Presentation		



<b>Module-4</b>	
Trees: Terminology, Binary Trees, Properties of Binary trees, Array and linked Representation of Binary Trees, Binary Tree Traversals - Inorder, postorder, preorder; Additional Binary tree operations. Threaded binary trees, Binary Search Trees – Definition, Insertion, Deletion, Traversal, Searching, Application of Trees-Evaluation of Expression, Programming Examples.	
<b>Teaching-Learning Process</b>	Chalk and talk method / PowerPoint Presentation
<b>Module-5</b>	
Graphs: Definitions, Terminologies, Matrix and Adjacency List Representation Of Graphs, Elementary Graph operations, Traversal methods: Breadth First Search and Depth First Search. Insertion Sort,. Hash Table organizations, Hashing Functions, Static and Dynamic Hashing.	
<b>Teaching Learning Process</b>	Chalk and talk method / PowerPoint Presentation
<b>Course outcome (Course Skill Set):</b>  At the end of the course the student will be able to: <b>CO1:</b> Illustrate the different data structures and operations. <b>CO2:</b> Demonstrate the concept of stack and Queue data structures use <b>CO3: Infer</b> the concept of Linked list, Trees and Graphs in problem solving <b>CO 4:</b> Employ various data structures for solving various problems.	
<b>Suggested Learning Resources: Reference books:</b> 1. Ellis Horowitz and Sartaj Sahni, Fundamentals of Data Structures in C, 2nd Ed, Universities Press, 2014. 2. Gilberg & Forouzan, Data Structures: A Pseudo-code approach with C, 2nd Ed, Cengage Learning, 2014. 3. Reema Thareja, Data Structures using C, 3rd Ed, Oxford press, 2012. 4. Introduction to Algorithms ,Thomas h.Cormen Charles E. Leiserson Ronald L. Rivest Clifford Stein, 4th Edition, 2022. MIT Press	
<b>Web links and Video Lectures (e-Resources):</b>	
<ul style="list-style-type: none"><li><a href="https://www.youtube.com/watch?v=BBpAmxU_NQo">https://www.youtube.com/watch?v=BBpAmxU_NQo</a></li><li><a href="https://www.youtube.com/watch?v=8hly31xKli0">https://www.youtube.com/watch?v=8hly31xKli0</a></li><li><a href="https://archive.nptel.ac.in/courses/106/106/106106127/">https://archive.nptel.ac.in/courses/106/106/106106127/</a></li></ul>	



# Visvesvaraya Technological University, Belagavi

(State University of Government of Karnataka Established as per the VTU Act, 1994)

## Centre for Distance and Online Education (VTU-CDOE)

Object Oriented Programming Using Python		Semester	II
Course Code	OMCI202	CIE + SIE Marks	30 + 70 =100
Credits	4	Exam Hours	3
Examination type (SEE)	Theory		
<b>Course objectives:</b> CLO1: Study the importance of Object Oriented Programming CLO2: Explore the Object Oriented Programming concepts CLO3: Explain the concept of Polymorphism, Inheritance CLO4: Understand the creation of modules ,packages and organization of modules and packages			
<b>Teaching-Learning Process (General Instructions)</b> Programming Exercises and mini project works.			
<b>Module-1</b>			
Python Basic Concepts and Programming Parts of Python Programming Language, Identifiers, Keywords, Statements and Expressions, Variables, Operators, Precedence and Associativity, Data Types, Indentation, Comments, Reading Input, Print Output, Type Conversions, The type( ) Function and Is Operator, Control Flow Statements, The if Decision Control Flow Statement, The if...else Decision Control Flow Statement, The if...elif...else Decision Control Statement, Nested if Statement, The while Loop, The for Loop, The continue and break Statements, Built-In Functions, Commonly Used Modules, Function Definition and Calling the Function, The return Statement and void Function, Scope and Lifetime of Variables, Default Parameters, Keyword Arguments, *args and **kwargs, Command Line Arguments.			
<b>Module-2</b>			
Python Collection Objects, Strings- Creating and Storing Strings, Basic String Operations, Accessing Characters in String by Index Number, String Slicing and Joining, String Methods, Formatting Strings, Lists-Creating Lists, Basic List Operations, Indexing and Slicing in Lists, Built-In Functions Used on Lists, List Methods. Sets, Tuples and Dictionaries. Files: reading and writing files			



Module-3
Object-oriented Design :Introducing object-oriented ,Objects and classes, Specifying attributes and behaviours : Data describes objects , Behaviours are actions ,Hiding details and creating the public interface: Composition, Inheritance: Inheritance provides abstraction, Multiple inheritance Objects in Python : Creating Python classes , Adding attributes, Making a function work: passing arguments, Initializing the object, self argument
Module-4
Modules and packages: Organizing the modules, Absolute imports, Relative imports, Organizing module contents: Access control, Third-party libraries, Basic inheritance, Extending built-ins, Overriding and super, Multiple inheritance, The diamond problem, Different sets of arguments,
Module-5
Polymorphism , Abstract base classes, Using an abstract base class , Creating an abstract base class Exceptions: Raising exceptions, The effects of an exception , Handling exceptions, The exception hierarchy, Defining our own exceptions
<b>Course outcome (Course Skill Set)</b> At the end of the course the student will be able to: <b>CO1:</b> Demonstrate proficiency in handling loops and creation of functions <b>CO2:</b> Illustrate the methods to create and manipulate lists, tuples and dictionaries . <b>CO3:</b> Design and Develop programs for string processing and file organization. <b>CO4:</b> Interpret the concept of OOP as used in Python
<b>Suggested Learning Resources:</b> <b>Books</b> 1. Allen B. Downey, “Think Python: How to Think Like a Computer Scientist”, 2 <sup>nd</sup> edition,Updated for Python 3, Shroff/O’Reilly Publishers, 2016 2. Python 3 Object Oriented Programming, 2 <sup>nd</sup> Edition, Unleash the power of Python 3 Objects by Dusty Phillips , PACKT Publishing. 3. Python Object-Oriented Programming :Build robust and maintainable Object-oriented python applications and libraries, Steven F. Lott, Dusty Philips,4th Edition, Packt Publishing Limited; 2021 4. Python the complete reference ,Martin C. Brown,4th Edition, McGraw Hill Education ,2018
<b>Web links and Video Lectures (e-Resources):</b> <ul style="list-style-type: none"><li><a href="http://greenteapress.com/wp/thinkpython/">http://greenteapress.com/wp/thinkpython/</a></li></ul>



# Visvesvaraya Technological University, Belagavi

(State University of Government of Karnataka Established as per the VTU Act, 1994)

## Centre for Distance and Online Education (VTU-CDOE)

Software Engineering with Agile Methodologies		Semester	II
Course Code	OMCI203	CIE + SIE Marks	30 + 70 = 100
Credits	04	Exam Hours	03
Examination type (SEE)		Theory	
Course Learning objectives:			
CLO1: Outline software engineering principles and activities involved in building large software programs.			
CLO2: Identify ethical and professional issues and explain why they are of concern to software engineers.			
CLO3: Explain the fundamentals of object oriented concepts.			
CLO4: Describe the process of requirements gathering, requirements classification, requirements specification and requirements validation.			
CLO5: Differentiate system models, use UML diagrams and apply design patterns.			
CLO6: Discuss the distinctions between validation testing and defect testing.			
MODULE 1			
Introduction: Software Products and Software process, Process models: Waterfall modal, Evolutionary Development, Bohemia’s Spiral model, Overview of risk management, Process Visibility, Professional responsibility. Computer based System Engineering: Systems and their environment, System Procurement, System Engineering Process, System architecture modelling. Human Factors, System reliability Engineering.			
MODULE 2			
Requirements and Specification: The requirement Engineering Process, The Software requirement document, Validation of Evolution of requirements, Viewpoint – oriented & method based analysis, system contexts, Social 7 organizational factors . Data flow, Semantic, Objects, models, Requirement Specification, Non functional requirement.			
MODULE 3			
Software Prototyping: Prototyping in software process, Prototyping techniques, User interface prototyping. Software Design: Design Process, Design Strategies, Design Quality, System Structuring control models, Modular decomposition, Domain Specific architecture.			





### MODULE 4

Agile Methodology :

Theories for Agile Management – Agile Software Development – Traditional Model vs. Agile Model - Classification of Agile Methods – Agile Manifesto and Principles – Agile Project Management – Agile Team Interactions – Ethics in Agile Teams - Agility in Design, Testing – Agile Documentations – Agile Drivers, Capabilities and Values

### MODULE 5

Agile Process: Lean Production - SCRUM, Crystal, Feature Driven Development- Adaptive Software Development - Extreme Programming: Method Overview – Lifecycle – Work Products, Roles and Practices.

#### Course outcome (Course Skill Set)

**At the end of the course the student will be able to :**

**CO1:** Illustrate a software development process model, components or processes to meet desired needs within realistic constraints.

**CO2:** Demonstrate the usage of techniques, skills, and modern engineering tools necessary for software engineering practice.

**CO3:** Showcase the suitable prototyping concept, software design strategies and modular approaches in software design process.

**CO5:** Explore the Agile Software Development, project management, Team Interactions etc.,

#### Suggested Learning Resources:

##### Reference books:

1. Ian Sommerville: Software Engineering, 9th Edition, Pearson Education, 2012.
2. Michael Blaha, James Rumbaugh: Object Oriented Modelling and Design with UML, 2nd Edition, Pearson Education, 2005.
3. Roger S. Pressman: Software Engineering-A Practitioners approach, 7th Edition, Tata McGraw Hill.
4. Stephan R. Schach, "Object oriented software engineering", Tata McGrawHill, 2008





Fundamentals of Artificial Intelligence and Machine Learning		Semester	II
Course Code	OMCI204	CIE + SIE Marks	30 + 70 = 100
Credits	4	Exam Hours	03
Examination type (SEE)	Theory		
Course Learning objectives:			
CLO1. Explain the basic principles of Artificial Intelligence.			
CLO2. Learn and design intelligent agents.			
CLO3. Explore the basic areas of artificial intelligence including problem solving, knowledge representation, reasoning, decision making, planning, perception and action.			
CLO4: Interpret the fundamental concepts of machine learning and its various algorithms.			
CLO5: Implement various strategies of generating models from data and evaluating them			
Module 1: Introduction to AI and Machine Learning		(10 hours)	
Introduction to AI and ML (2 hour): Definition of Artificial Intelligence (AI) and Machine Learning (ML), Historical context and key milestones, Applications of AI and ML in real-world scenarios, Types of Machine Learning (4 hour): Supervised learning, unsupervised learning, and reinforcement learning, Examples of applications for each type, Overview of supervised and unsupervised algorithms, Basics of Data and Feature Engineering (2 hours): Importance of data quality and pre-processing, Data representation and feature extraction, Handling missing data and categorical variables			
Evaluation Metrics (2 hour): Accuracy, precision, recall, F1-score, ROC curve, AUC			
Selecting appropriate metrics for different tasks, Trade-offs between different metrics			
Module 2: Supervised Learning		(10 hours)	
Linear Regression (2 hours): Introduction to linear regression, Simple and multiple linear regressions, Model training, evaluation, and interpretation. Classification Algorithms (5 hours): Logistic regression, Decision trees and random forests, Naive Bayes classifier, Support Vector Machines (2 hours): Introduction to SVM, Linear SVM and kernel trick			
Hyperparameter tuning and model evaluation			



<b>Module 3: Unsupervised Learning</b>	<b>(10 hours)</b>
Clustering (4 hours): K-means clustering, Hierarchical clustering, Evaluating cluster quality, Dimensionality Reduction (3 hours): Principal Component Analysis (PCA) t-Distributed Stochastic Neighbor Embedding (t-SNE), Applications and benefits of dimensionality reduction. Anomaly Detection (3 hours): Identifying anomalies in data, Approaches to anomaly detection, Real-world use cases.	
<b>Module 4: Neural Networks and Deep Learning</b>	<b>(10 hours)</b>
Introduction to Neural Networks (3 hours): Basics of artificial neurons, Activation functions and network architectures, Feed forward and back propagation, Convolutional Neural Networks (4 hours): Basics of CNNs, Image classification and object detection, Transfer learning and pre-trained models, Recurrent Neural Networks (3 hours) , Understanding RNNs, Applications in sequential data processing Long Short-Term Memory (LSTM) and Gated Recurrent Units (GRU).	
<b>Module 5: Practical Applications and Future Trends</b>	<b>(10 hours)</b>
Natural Language Processing (4 hours), Introduction to NLP and its challenges Text pre-processing and tokenization, Basics of sentiment analysis and text generation AI Ethics and Bias (3 hour), Ethical considerations in AI and ML, Addressing bias and fairness in algorithms, Responsible AI development, Future Trends in AI and ML (3 hour), Reinforcement learning advancements, Generative Adversarial Networks (GANs), Explainable AI and interpretable models.	
<b>Course outcome (Course Skill Set):</b> <b>At the end of the course the student will be able to :</b> <b>CO1.</b> Illustrate the foundational principles, mathematical tools and program paradigms of AI and fundamental principles of machine learning. <b>CO2.</b> Demonstrate the formal methods of knowledge representation and Formulation of a Machine Learning problem. <b>CO3.</b> Showcase the usage of intelligent agents for Artificial Intelligence programming techniques and Develop a model using supervised/unsupervised machine learning algorithms for classification/prediction/clustering. <b>CO4.</b> Interpret logic reasoning and problem solving techniques for AI applications	
<b>Reference Book</b> 1. AurolienGeron, "Hands-On Machine Learning with Scikit-Learn and TensorFlow, Shroff/O'Reilly",2017 2. Andreas Muller and Sarah Guido, "Introduction to Machine Learning with Python: A Guidefor Data Scientists", Shroff/O'Reilly, 2016 3. Andrew Ng, Machine learning yearning, <a href="https://www.deeplearning.ai/machine-learningyearning/">https://www.deeplearning.ai/machine-learningyearning/</a> 4. Russell, Norvig, Artificial Intelligence: A Modern Approach, Third edition, Prentice Hall,2010	



# Visvesvaraya Technological University, Belagavi

(State University of Government of Karnataka Established as per the VTU Act, 1994)

## Centre for Distance and Online Education (VTU-CDOE)

Data Structures Laboratory		Semester	II
Course Code	OMCI205	CIE + SIE Marks	30 + 70 = 100
Credits	2	Exam Hours	03
Examination type (SEE)	Practical		
<b>Course objectives:</b> <b>CLO1:</b> Explain the Evaluation of Expressions like postfix, prefix conversions. <b>CLO2:</b> Implementing various data structures viz. Stacks, Queues, Linked Lists, Trees and Graphs.			
Sl. No	Experiments		
1	Implement a Program in C for converting an Infix Expression to Postfix Expression.		
2	Design, develop, and execute a program in C to evaluate a valid postfix expression using stack. Assume that the postfix expression is read as a single line consisting of non-negative single digit operands and binary arithmetic operators. The arithmetic operators are + (add), - (subtract), * (multiply) and / (divide).		
3	Design, develop, and execute a program in C to simulate the working of a queue of integers using an array. Provide the following operations: a. Insert b. Delete c. Display		
4	Write a C program to simulate the working of a singly linked list providing the following operations: a. Display & Insert b. Delete from the beginning/end c. Delete a given element		
5	Write a C program to Implement the following searching techniques a. Linear Search b. Binary Search.		
6	Write a C program to implement the following sorting algorithms using user defined functions: a. Bubble sort (Ascending order) b. Selection sort (Descending order).		
7	Write a C program to implement the Binary Search Tree operations.		
8	Write a C program to demonstrate the Binary Tree Traversals - Inorder, postorder, preorder		

### Course outcomes (Course Skill Set):

At the end of the course the student will be able to:

**CO1:** Design and Develop Data structure techniques for evaluating the given expression.

**CO2:** Demonstrate various sorting / searching techniques and validate input/output for the given problem.

**CO3:** Design data structures to show the operations on Stacks, Queues, Circular Queues, Linked Lists, and Trees.

**CO4:** Implement the suitable algorithm to find whether the given graph is connected or not and illustrate the performance of the technique implemented.



# Visvesvaraya Technological University, Belagavi

(State University of Government of Karnataka Established as per the VTU Act, 1994)

## Centre for Distance and Online Education (VTU-CDOE)

Python Lab		Semester	II
Course Code	OMCI206	CIE + SIE Marks	30 + 70 =100
Credits	02	Exam Hours	03
Examination type (SEE)		Practical	
<b>Course Learning Objectives:</b>			
CLO1: To be able to introduce core programming basics and program design with functions using Python programming language.			
CLO2: To understand a range of Object-Oriented Programming, as well as in-depth data and information processing techniques.			
CLO3: To understand the high-performance programs designed to strengthen the practical expertise.			
1. Write a program to sum all the elements from n1 to n2 where n1 and n2 are positive integers			
2. Input an array of n numbers and find separately the sum of positive numbers and negative numbers.			
3. Write a program to search an element using linear search			
4. Write a program to search an element using binary search.			
5. Write a program to simulate stack.			
6. Using a stack evaluate an arithmetic expression.			
7. Write a program to multiply two matrices			
8. Write a program to find the roots of a quadratic equation			
9. Write a program to Insert a number in a sorted array.			
10. Write a Python Program to check whether the given string is palindrome or not using built in string manipulation methods.			
11. Write a Python Program to read a word and prints the number of letters, vowels and percentage of vowels in the word using dictionary			
12. Write a Python Program to check a given sentence is a pangram or not using function/Module.			
<b>Course Outcomes:</b> At the end of the course the student will be able to:			
CO1: Demonstrate proficiency in handling loops and creation of functions.			
CO2: Illustrate the methods to create and manipulate lists, tuples and dictionaries in Python Programme.			
CO3: Design and Develop programs for string processing and file organization and use the concept of OOP as used in Python.			



# Visvesvaraya Technological University, Belagavi

(State University of Government of Karnataka Established as per the VTU Act, 1994)

## Centre for Distance and Online Education (VTU-CDOE)

Artificial Intelligence		Semester	III
Course Code:	OMCI301	CIE+SEE Marks	30 +70=100
Credits	04	Exam Hours	03
Examination type (SEE)		Theory	
<b>Course Objectives:</b>			
CLO 1. Illustrate the reasoning on Uncertain Knowledge			
CLO 2. Explore the explanation-based learning in solving AI problems			
CLO 3. To explore advanced career opportunities			
CLO 4. Demonstrate the applications of soft computing and Evolutionary Computing algorithms			
<b>Module-1</b>			
Artificial Intelligence - Basics, The AI Problems - The Underlying Assumption - What is an AI technique - Criteria for Success. Problems, Problem Spaces and Search - Defining Problem as a State Space Search - Production Systems - Problem Characteristics - Production System Characteristics - Issues in the design of Search Programs.			
<b>Module-2</b>			
Heuristic Search Techniques - Generate - and - Test - Hill Climbing - Best-First Search - Problem Reduction - Constraint Satisfaction - Means - Ends Analysis. Knowledge Representation issues - Representations and Mapping - Approaches to knowledge Representation			
<b>Module-3</b>			
Issues in knowledge Representation - The Frame Problem. Case study based on search algorithms. Using Predicate Logic - Representing simple facts in Logic - Representing Instance and Isa Relationship - Computable Functions and Predicates - Resolution - Natural Deduction. Representing Knowledge Using Rules - Procedural versus Declarative knowledge.			
<b>Module-4</b>			
Logic Programming - Forward versus Backward Reasoning - Matching - Control Knowledge. Case study based on reasoning Reasoning under Uncertainty - Introduction to Non-monotonic Reasoning - Augmenting a Problem Solver - Implementation: Depth - First Search, Fuzzy Logic.			
<b>Module-5</b>			
Game Playing - The Minimax Search Procedure - Adding Alpha-Beta Cut-offs. Applications of artificial intelligence- Case study on social networks using neural networks, DNA sequencing using AI techniques			



### Textbooks / References:

1. Artificial Intelligence (Second Edition) – Elaine Rich, Kevin knight (Tata McGraw-Hill)
2. A Guide to Expert Systems – Donald A. Waterman (Addison-Wesley)
3. Principles of Artificial Intelligence – Nils J. Nilsson (Narosa Publishing House)
4. Introduction to Artificial Intelligence – Eugene Charniak, Drew McDermott (Pearson Education Asia)

### Course Outcomes

Cos	Description
CO1	To be aware of the basics of AI and its need along with the issues in designing search problems.
CO2	Understand and apply various search algorithms in real world problems.
CO3	To get a thorough idea about the fundamentals of knowledge representation, inference and theorem proving.
CO4	Express and comprehend the working knowledge of reasoning in the presence of incomplete and/or uncertain information.
CO5	To gain the aptitude to apply knowledge representation and reasoning to real-world problems

### CO-PO Mapping:

PO/PSO	PO1	PO2	PO3	PO4	PO5	PO6	PO7	PO8	PO9	PO10	PO11	PO12
CO												
CO1	2	2	2	1					2	1	1	2
CO2	2	1	1			1		2	2	1	1	2
CO3	3	2	1	1					2	1		2
CO4	1	2	1	1		1	1	2	1	1	1	2
CO5	2	1	1	1			1	2	1	1	1	2





# Visvesvaraya Technological University, Belagavi

(State University of Government of Karnataka Established as per the VTU Act, 1994)

## Centre for Distance and Online Education (VTU-CDOE)

Data Analytics Using Python		Semester	III
Course Code:	OMCI302	CIE+SEE Marks	30 +70=100
Credits	04	Exam Hours	03
Examination type (SEE)		Theory	
<b>Course Objectives:</b>			
The objective of this course is to provide comprehensive knowledge of python programming paradigms required for Data Analytics.			
<b>Module-1</b>			
Revisiting Python: Strings- String Slicing and Joining, String Methods, Lists-Creating Lists, Indexing and Slicing in Lists, List Methods. Sets, Tuples and Dictionaries. Files: reading and writing files. Loading from CSV files, Accessing SQL databases.			
<b>Module-2</b>			
USING NUMPY: Basics of NumPy-Computation on NumPy-Aggregations-Computation on Arrays Comparisons, Masks and Boolean Arrays-Fancy Indexing-Sorting Arrays-Structured Data: NumPy’s Structured Array.			
<b>Module-3</b>			
DATA MANIPULATION WITH PANDAS: Introduction to Pandas Objects - Data indexing and Selection - Operating on Data in Pandas Handling Missing Data - Hierarchical Indexing - Combining Data Sets - Aggregation and Grouping - Pivot Tables.			
<b>Module-4</b>			
Web Scraping And Numerical Analysis Data Acquisition by Scraping web applications -Submitting a form - Fetching web pages - Downloading web pages through form submission - CSS Selectors.			
<b>Module-5</b>			
VISUALIZATION AND MATPLOTLIB Basic functions of matplotlib - Simple Line Plot, Scatter Plot - Density and Contour Plots Histograms, Binnings and Density - Customizing Plot Legends, Colour Bars - Three Dimensional Plotting in Matplotlib.			

### Textbooks/ References:

- [1] Jake VanderPlas, Python Data Science Handbook - Essential Tools for Working with Data, O'Reilly Media Inc., 2016.
- [2] Zhang.Y, An Introduction to Python and Computer Programming, Springer Publications, 2016.



### References :

- [1] Joel Grus , Data Science from Scratch First Principles with Python, O'Reilly Media, 2016. [2]  
T.R.Padmanabhan, Programming with Python, Springer Publications, 2016.

### Course Outcomes

Cos	Description
CO1	Demonstrate the use of built-in objects of Python
CO2	Demonstrate significant experience with python program development environment
CO3	Implement numerical programming, data handling and visualization through NumPy, Pandas and Matplotlib modules.

### CO-PO Mapping:

PO/PSO	PO1	PO2	PO3	PO4	PO5	PO6	PO7	PO8	PO9	PO10	PO11	PO12
CO												
CO1	2	2	1		1		2	2	2			1
CO2	3	3	2	1	1		2	2	1	1	1	2
CO3	3	3	2	1	1	1	2	2	1	1	1	2
CO4	3	3	3	1	1	2	2	2	1	1	1	2
CO5	3	3	2	1	1	2	2	2	1	1	1	2





# Visvesvaraya Technological University, Belagavi

(State University of Government of Karnataka Established as per the VTU Act, 1994)

## Centre for Distance and Online Education (VTU-CDOE)

Big Data Analytics		Semester	III
Course Code:	OMCI303A	CIE+SEE Marks	30 +70=100
Credits	04	Exam Hours	03
Examination type (SEE)		Theory	
<b>Course Objectives:</b>			
CLO 1. To provide an overview of an exciting growing field of big data analytics.			
CLO 2. To introduce the tools required to manage and analyze big data like Hadoop, NoSQL, and Map-Reduce.			
CLO 3. To teach the fundamental techniques and principles in achieving big data analytics with scalability and streaming capability.			
CLO 4. To enable students to have skills that will help them to solve complex real-world problems for decision support			
<b>Module-1</b>			
Introduction to Big Data: What is big data, why big data, the convergence of key trends, unstructured data, industry examples of big data, web analytics, big data and marketing, fraud and big data, risk and big data, credit risk management, big data and algorithmic trading, big data and healthcare, big data in medicine, advertising and big data, big data technologies, introduction to Hadoop, open-source technologies, cloud and big data, mobile business intelligence, Crowd-sourcing analytics, inter and trans firewall analytics.			
<b>Module-2</b>			
No SQL: Introduction to NoSQL, aggregate data models, aggregates, key-value and document data models, relationships, graph databases, schema less databases, materialized views, distribution models, sharding, masterslave replication, peer-peer replication, sharding and replication, consistency, relaxing consistency, version stamps, map-reduce, partitioning and combining, composing map-reduce calculations.			
<b>Module-3</b>			
Hadoop: Data format, analyzing data with Hadoop, scaling out, Hadoop streaming, Hadoop pipes, design of Hadoop distributed file system (HDFS), HDFS concepts, Java interface, data flow, Hadoop I/O, data integrity, compression, serialization, Avro, file-based data structures.			
<b>Module-4</b>			
MapReduce: MapReduce workflows, unit tests with MRUnit, test data and local tests, anatomy of MapReduce job run, classic Map-reduce, YARN, failures in classic Map-reduce and YARN, job scheduling, shuffle and sort, task execution, MapReduce types, input formats, output formats.			



### Module-5

Recent Trends in Big Data Analytics: HBase, data model and implementations, HBase clients, HBase examples, praxis. Cassandra, Cassandra data model, Cassandra examples, Cassandra clients, Hadoop integration, Hive, data types and file formats, HiveQL data definition, HiveQL data manipulation, HiveQL queries.

#### Textbooks / References:

1. Big Data Analytics, Introduction to Hadoop, Spark, and Machine-Learning, Raj Kamal, Preeti Saxena, McGraw Hill, 2018.
2. Big Data, Big Analytics: Emerging Business intelligence and Analytic Trends for Today's Business, Michael Minelli, Michelle Chambers, and Ambiga Dhiraj, John Wiley & Sons, 2013.

#### Reference Books:

1. Business Intelligence and Analytic Trends for Today's Businesses", Wiley, 2013
2. Hadoop: The Definitive Guide, Tom White, Third Edition, O'Reilly, 2012.
3. Hadoop Operations, Eric Sammer, O'Reilly, 2012.
4. Programming Hive, E. Capriolo, D. Wampler, and J. Rutherglen, O'Reilly, 2012.
5. HBase: The Definitive Guide, Lars George, O'Reilly, 2011.
6. Cassandra: The Definitive Guide, Eben Hewitt, O'Reilly, 2010.
7. Programming Pig, Alan Gates, O'Reilly, 2011.

#### E-Books:

1. <http://index-of.co.uk/Big-DataTechnologies/Data%20Science%20and%20Big%20Data%20Analytics.pdf>



# Visvesvaraya Technological University, Belagavi

(State University of Government of Karnataka Established as per the VTU Act, 1994)

## Centre for Distance and Online Education (VTU-CDOE)

### Course Outcomes

Cos	Description
CO1	Describe big data and use cases from selected business domains.
CO2	Explain NoSQL big data management.
CO3	Install, configure, and run Hadoop and HDFS.
CO4	Perform map-reduce analytics using Hadoop.
CO5	Use Hadoop related tools such as HBase, Cassandra, and Hive for big data Analytics, and understanding the recent trends in Big Data analytics.

### CO-PO Mapping:

PO/PSO	PO1	PO2	PO3	PO4	PO5	PO6	PO7	PO8	PO9	PO10	PO11	PO12
CO												
CO1	3	1		1			1			1	1	1
CO2	2	1	2	1	1		1					
CO3	1	2	3	1	1							
CO4	1	1	3	1	1							
CO5	2	2	3	1	1							



# Visvesvaraya Technological University, Belagavi

(State University of Government of Karnataka Established as per the VTU Act, 1994)

## Centre for Distance and Online Education (VTU-CDOE)

Data Mining		Semester	III
Course Code:	OMCI303B	CIE+SEE Marks	30 +70=100
Credits	04	Exam Hours	03
Examination type (SEE)		Theory	
<b>Course Objectives:</b>			
CLO 1. To understand concepts of pattern discovery			
CLO 2. To familiarize yourself with data preprocessing and mining algorithms			
CLO 3. To understand prediction algorithms and cluster analysis .			
<b>Module-1</b>			
Data warehousing and OLAP Data Warehouse basic concepts, Data Warehouse Modeling, Data Cube and OLAP : Characteristics of OLAP systems, Multidimensional view and Data cube, Data Cube Implementations, Data Cube operations, Implementation of OLAP and overview on OLAP Software.			
<b>Module-2</b>			
Data Mining and its Applications Introduction, What is Data Mining, Motivating Challenges, Data Mining Tasks, Which technologies are used for data mining, Kinds of pattern that can be mined, Data Mining Applications, Data Preprocessing, Data cleaning, data integration, data reduction and data transformation.			
<b>Module-3</b>			
Association Analysis: Basic Concepts and Algorithms Frequent Item set Generation, Rule Generation, Compact Representation of Frequent Item sets, Alternative methods for generating Frequent Item sets, FP Growth Algorithm, Evaluation of Association Patterns			
<b>Module-4</b>			
Classification : Methods, Improving accuracy of classification Basics, General approach to solve classification problem, Decision Trees, Rule Based Classifiers, Nearest Neighbor Classifiers. Bayesian Classifiers, Estimating Predictive accuracy of classification methods, Improving accuracy of classification methods, Evaluation criteria for classification methods, Multiclass Problem.			
<b>Module-5</b>			
Clustering Techniques Overview, Features of cluster analysis, Types of Data and Computing Distance, Types of Cluster Analysis Methods, Partition Methods, Hierarchical Methods, Density Based Methods, Quality and Validity of Cluster Analysis			



### Textbooks / References:

1. Jiawei Han, Micheline Kamber and Jian Pei, "Data mining concepts and Techniques", Third Edition, Elsevier Publisher, 2006.
2. K.P.Soman, ShyamDiwakar and V.Ajay, "Insight into data mining Theory and Practice", Prentice Hall of India, 2006.
3. Yanchang Zhao, "R and Data Mining", Elsevier, 2013
4. AurélienGéron, Hands-On Machine Learning with Scikit-Learn and TensorFlow, O'Reilly Media, 2017
5. Itay Lieder, YehezkelResheff, Tom Hope, Learning TensorFlow, O'Reilly Media, 2017.
4. Dr Kumar P K, Nazia Sultana, "Principles and Techniques in Data Mining and Warehouse", SIPH Publishers, 2025

### Course Outcomes

Cos	Description
CO1	Recall important Knowledge discovery concepts, methods, and applications, in particular, the basic concepts of data preprocessing to prepare the data for mining
CO2	Recall the importance of warehouse, its schemas and OLAP operations
CO3	Identify efficient pattern mining association methods and rules, such as Apriori, and FP-growth
CO4	Learn pattern-based classifications and prediction, including all classifiers.
CO5	Recall basic concepts, methods, and applications of cluster analysis, including the concept of clustering, the requirements and challenges of cluster analysis, a multi-dimensional categorization of cluster analysis, and an overview of typical clustering methodologies.

### CO-PO Mapping:

PO/PSO	PO1	PO2	PO3	PO4	PO5	PO6	PO7	PO8	PO9	PO10	PO11	PO12
CO												
CO1	1	1	1		2	1	2	1				
CO2	3	3	3	2	2	2	2	1		1		
CO3	3	3	3	2	2	1	2	1		1	1	1
CO4	3	3	3	2	2	1	2	1		1	1	1
CO5	3	3	3	2	2	1	2	1		1	1	1



# Visvesvaraya Technological University, Belagavi

(State University of Government of Karnataka Established as per the VTU Act, 1994)

## Centre for Distance and Online Education (VTU-CDOE)

LINEAR ALGEBRA AND APPLICATIONS		Semester	III
Course Code:	OMCI303C	CIE+SEE Marks	30 +70=100
Credits	04	Exam Hours	03
Examination type (SEE)		Theory	
<b>Course Objectives:</b>			
CLO 1. To understand how physical nature, as described by quantum physics, can lead to algorithms that imitate human behavior			
CLO 2. To explore possibilities for the realization of artificial intelligence by means of quantum computation			
CLO 3. To learn computational algorithms as described by quantum computation .			
<b>Module-1</b>			
Vector space: Vectors, Vector spaces - Sub spaces , Four fundamental subspaces, Linear independence, Basis and Dimensions			
<b>Module-2</b>			
Linear Transformations: Linear Transformations, Matrix representation, Kernel, Range, Characteristic Roots, Characteristic Vector, Matrix of a Linear Transformation. Rank Nullity Theorem			
<b>Module-3</b>			
Relation between matrices and linear transformations - Kernel and range of a linear transformation.			
Norms, Inner product and Orthogonality Vector Norms, Matrix Norms, Inner product.			
<b>Module-4</b>			
Orthogonal vectors, Gram-Schmidt procedure, Orthogonal projection . Eigen values and Eigen vectors: Elementary properties of Eigen Systems			
<b>Module-5</b>			
Diagonalization, Orthogonal Diagonalization, Functions of diagonalizable matrices, Normal Matrices			

### Textbooks:

1. Carl. D. Meyer, 'Matrix Analysis and Applied Linear Algebra', SIAM publications

### References:

1. David C. Lay, Linear Algebra and its Applications, Pearson.
2. Gilbert Strang, "Linear Algebra and Its Applications", Fourth Edition, Cengage, 2006.



# Visvesvaraya Technological University, Belagavi

(State University of Government of Karnataka Established as per the VTU Act, 1994)

## Centre for Distance and Online Education (VTU-CDOE)

### Course Outcomes

Cos	Description
CO1	Understand the basic concepts of vector space, Basis and Dimension
CO2	To understand linear transformation and its applications
CO3	To understand the concepts of inner products, orthogonality and projections
CO4	To understand the concepts of Eigen Values, Eigen Vectors & Diagonalization.

### CO-PO Mapping:

PO/PSO	PO1	PO2	PO3	PO4	PO5	PO6	PO7	PO8	PO9	PO10	PO11	PO12
CO												
CO1	1	2	1				2					
CO2	2	3	2	3			2					
CO3	1	3	2	2	1							
CO4	2	3	3	2	1							



# Visvesvaraya Technological University, Belagavi

(State University of Government of Karnataka Established as per the VTU Act, 1994)

## Centre for Distance and Online Education (VTU-CDOE)

DATA VISUALIZATION		Semester	III
Course Code:	OMCI304A	CIE+SEE Marks	30 +70=100
Credits	04	Exam Hours	03
Examination type (SEE)		Theory	
<b>Course Objectives:</b>			
CLO 1. Develop skills to both design and review visualizations. .			
CLO 2. Recognize the elements that go into visualising design.			
CLO 3. Recognize how the type of visualisation is impacted by the type of data.			
<b>Module-1</b>			
What Is Visualization?, History of Visualization, Relationship between Visualization and Other Fields, The Visualization Process, Types of Data, Structure within and between Records, Data Preprocessing, Perception in Visualization, Metrics, The Visualization Process in Detail, Semiology of Graphical Symbols, The Eight Visual Variables, Taxonomies. Web resources: <a href="https://www.shiksha.com/it-software/data-visualizationchp">https://www.shiksha.com/it-software/data-visualizationchp</a>			
<b>Module-2</b>			
Visualization Techniques for Spatial Data, Visualization Techniques for Geospatial Data, Visualization Techniques for Multivariate Data.. Web resources: <a href="https://www.shiksha.com/it-software/datavisualization-chp">https://www.shiksha.com/it-software/datavisualization-chp</a>			
<b>Module-3</b>			
Visualization Techniques for Time-Oriented Data, Visualization Techniques for Trees, Graphs, and Networks, Text and Document Visualization. Web resources: <a href="http://www.ifs.tuwien.ac.at/~silvia/wien/vuinfovis/articles/Chapter8_VisualizationTechniquesForTreesGraphsAndNetworks_271-290.pdf">http://www.ifs.tuwien.ac.at/~silvia/wien/vuinfovis/articles/Chapter8_VisualizationTechniquesForTreesGraphsAndNetworks_271-290.pdf</a>			
<b>Module-4</b>			
Interaction Concepts: Interaction Operators, Interaction Operands and Spaces, A Unified Framework, Interaction Techniques: Screen Space, Object Space (3D Surfaces), Data Space (Multivariate Data Values), Attribute Space (Properties of Graphical Entities), Data Structure Space (Components of Data Organization), Visualization Structure Space (Components of the Data Visualization), Animating Transformations, Designing Effective Visualizations: Steps in Designing Visualizations, Problems in Designing Effective Visualizations.			
<b>Module-5</b>			
Comparing and Evaluating Visualization Techniques, Visualization Systems, Research Directions in Visualization Web Resources: <a href="https://libguides.rollins.edu/c.php?g=503927&amp;p=8015000">https://libguides.rollins.edu/c.php?g=503927&amp;p=8015000</a>			



**Centre for Distance and Online Education (VTU-CDOE)**

## Books

1. Interactive Data Visualization: Foundations, Techniques, and Applications, Matthew O. Ward, Georges Grinstein, Daniel Keim, CRC Press 2015
2. The Visual Display of Quantitative Information Edward Tufte Graphics Press 2001

### Web links and Video Lectures (e-Resources): 1. 1.

<https://www.classcentral.com/course/datavisualization-2737>

2. <https://www.shiksha.com/it-software/data-visualization-chp>
3. <https://www.youtube.com/watch?v=7kPgESo1vRw>

## Course Outcomes

Cos	Description
CO1	
CO2	
CO3	
CO4	

### CO-PO Mapping:

[illegible]



# Visvesvaraya Technological University, Belagavi

(State University of Government of Karnataka Established as per the VTU Act, 1994)

## Centre for Distance and Online Education (VTU-CDOE)

Agile Technologies		Semester	III
Course Code:	OMCI304B	CIE+SEE Marks	30 +70=100
Credits	04	Exam Hours	03
Examination type (SEE)		Theory	
<b>Course Objectives:</b>			
CLO 1. Develop To interpret the fundamental principles and practices associated with each of the agile development methods.			
CLO 2. To apply the principles and practices of agile software development on a project of interest.			
CLO 3. To interpret how agile methods reduce risk via incremental learning and delivery			
<b>Module-1</b>			
Why Agile?: Understanding Success, Beyond Deadlines, The Importance of Organizational Success, Enter Agility, How to Be Agile?: Agile Methods, Don't Make Your Own Method, The Road to Mastery, Find a Mentor			
<b>Module-2</b>			
Understanding XP: The XP Lifecycle, The XP Team, XP Concepts, Adopting XP: Is XP Right for Us?, Go!, Assess Your Agility			
<b>Module-3</b>			
Practicing XP: Thinking: Pair Programming, Energized Work, Informative Workspace, Root-Cause Analysis, Retrospectives, Collaborating: Trust, Sit Together, Real Customer Involvement, Ubiquitous Language, Stand-Up Meetings, Coding Standards, Iteration Demo, Reporting,Releasing:"Done Done", No Bugs, Version Control, TenMinute Build, Continuous Integration, Collective Code Ownership, Documentation. Planning: Vision, Release Planning, The Planning Game, Risk Management, Iteration Planning, Slack, Stories, Estimating. Developing: Incremental requirements, Customer Tests, TestDriven Development, Refactoring, Simple Design ,Incremental Design and Architecture, Spike Solutions, Performance Optimization, Exploratory Testing			
<b>Module-4</b>			
Mastering Agility: Values and Principles: Commonalities, About Values, Principles, and Practices, Further Reading, Improve the Process: Understand Your Project, Tune and Adapt, Break the Rules, Rely on People :Build Effective Relationships, Let the Right People Do the Right Things, Build the Process for the People, Eliminate Waste :Work in Small, Reversible Steps, Fail Fast, Maximize Work Not Done, Pursue Throughput			
<b>Module-5</b>			
Deliver Value: Exploit Your Agility, Only Releasable Code Has Value, Deliver Business Results, Deliver Frequently, Seek Technical Excellence :Software Doesn't Exist, Design Is for Understanding, Design Trade-offs, Quality with a Name, Great Design, Universal Design Principles, Principles in Practice, Pursue Mastery			



### Text Books:

1. The Art of Agile Development, James shore, Chromatic, O'Reilly 2007

### Reference Books:

1. Agile Software Development, Principles, Patterns, and Practices, Robert C. Martin  
Prentice Hall 1st edition, 2002
2. Agile and Iterative Development A Manger's Guide, Craig Larman Pearson  
Education First Edition, India, 2004

### Web links and Video Lectures (e-Resources):

- <https://www.tutorialspoint.com/agile/index.htm>
- <https://www.javatpoint.com/agile>
- <https://www.udemy.com/topic/agile/free/>

### Course Outcomes

Cos	Description
CO1	Define XP Lifecycle, XP Concepts, Adopting XP
CO2	Examine on Pair Programming, Root-Cause Analysis, Retrospectives, Planning, Incremental Requirements, Customer Tests
CO3	Demonstrate concepts to Eliminate Waste

### CO-PO Mapping:

PO/PSO	PO1	PO2	PO3	PO4	PO5	PO6	PO7	PO8	PO9	PO10	PO11	PO12
CO												
CO1	x						x					
CO2		x			x							
CO3			x		x							



NATURAL LANGUAGE PROCESSING		Semester	III
Course Code:	OMCI304C	CIE+SEE Marks	30 +70=100
Credits	04	Exam Hours	03
Examination type (SEE)		Theory	
<b>Course Objectives:</b> CLO 1. Students will be able to comprehend the importance of using natural language processing when resolving issues in the real world. CLO 2. Enables students to apply and match the proper processing technique to a given situation CLO 3. Students will be in a position to exhibit the necessary design abilities for large collection sets. Additionally, capable of understanding and presenting cutting-edge, sophisticated NLP research materials to an audience.			
<b>Module-1</b>			
Basics of Machine Learning, Python Programming language, Basics of Probability, Introduction - terminologies - empirical rules - Statistical Properties of words - Probability and NLP - Vector Space Models - Pre-processing Tokenization, Parts-Of-Speech (POS) tagging, chunking, syntax parsing, Dependency parsing.			
<b>Module-2</b>			
Vector Representation of words - Contextual Understanding of text - Cooccurrence of matrix - N-grams - Dense Word Vector. Word2Vec - CBOW and Skip-gram Models - One-word learning architecture- Forward pass for Word2Vec - Reduction of complexity - subsampling and negative sampling. Continuous Skip-Gram Model, GloVe, BERT, XLNet.			
<b>Module-3</b>			
NLP Applications: Named Entity Recognition, Sentiment analysis, Text categorization using Machine learning algorithms, SVD and Latent semantic Indexing, Probabilistic Latent Semantic Indexing (pLSI) and Latent Dirichlet Allocation (LDA).			
<b>Module-4</b>			
Deep Learning for NLP: Neural Networks Basics, Feedforward Neural Network, Recurrent Neural Networks, LSTM, An Introduction to Transformers and Sequence-to-Sequence Learning. Historical Approaches to Machine Translation - Statistical Machine Translation - Translation Models - Healthcare Data analysis and Text visualization:			
<b>Module-5</b>			
Summarizing lengthy blocks of narrative text, such as a clinical note or academic journal article. Answering unique free-text queries that require the synthesis of multiple data sources. Introduce Mathematical and programming tools to visualize a large collection of text documents.			



### Textbooks / References:

1. C.D. Manning et al, "Foundations of Statistical Natural Language Processing," MIT Press. MIT Press, 1999. isbn: 9780262133609.
2. James Allen, "Natural Language Processing with Python", O'Reilly Media, July 2009.
3. NiladriSekhar Dash and S. Arulmozi, Features of a Corpus. Singapore: Springer Singapore, 2018, pp. 17-34. ISBN: 978-981-10-7458-5.
4. Ian Goodfellow, YoshuaBengio, and Aaron Courville, Deep Learning, <http://www.deeplearningbook.org>. MIT Press, 2016.
5. NitinIndurkha and Fred J Damerau, "Handbook of natural language processing," Chapman and Hall/CRC, 2010.
6. Daniel Jurafsky and James H. Martin "Speech and Language Processing: An Introduction to Natural Language Processing, Computational Linguistics, and Speech Recognition," 1st. Upper Saddle River, NJ, USA: Prentice Hall PTR, 2000. isbn: 0130950696.

### Course Outcomes

Cos	Description
CO1	Discern the concept of POS tagging and CFG for the English language.
CO2	Cognize the Vector Representation of words and skip-gram models
CO3	Explore semantic analysis algorithms and deep learning techniques, to apply them in various NLP applications.
CO4	Acquainted with Mathematical and programming tools for implementing NLP applications.

### CO-PO Mapping:

PO/PSO	PO1	PO2	PO3	PO4	PO5	PO6	PO7	PO8	PO9	PO10	PO11	PO12
CO												
CO1	3	2	2		3		1	2	1	1	1	2
CO2	2	3	3			3	2	1	1	1	1	1
CO3	1	3	3	1	3	2	1	2		1	2	1
CO4	2	3	3	3	3	3	1	1	2	2	1	1



<b>Artificial Intelligence Lab</b>		<b>Semester</b>	<b>III</b>
<b>Course Code</b>	<b>OMCI305</b>	<b>CIE + SEE Marks</b>	<b>30 +70 =100</b>
<b>Credits</b>	<b>02</b>	<b>Exam Hours</b>	<b>03</b>
<b>Examination type (SEE)</b>	<b>Practical</b>		

### Course objectives:

**CLO 1.** Illustrate the reasoning on Uncertain Knowledge

**CLO 2.** Explore the explanation-based learning in solving AI problems

**CLO 3.** To explore advanced career opportunities

**CLO 4.** Demonstrate the applications of soft computing and Evolutionary Computing algorithms

### Laboratory Experiments:

13. a) Write a Python Program to Solve N-Queen Problem without using Recursion.  
b) Write a Python Program to implement the Backtracking approach to solve N Queen's problem
2. Write a Python Program to implement Min-Max Algorithm
3. Write a Python Program to implement Alpha-Beta Pruning Algorithm
4. Write a Python Program to implement Depth First Search.
5. Write a Python Program to implement Best First Search.
6. Write a program for Family-tree.
7. Write Program for Monkey-banana Problem.
8. Write a program to implement Tic-Tac-Toe game

### Course outcome (Course Skill Set)

At the end of the course the student will be able to:

CO1. Outline various Artificial Intelligence techniques.

CO2. Illustrate reasoning under uncertainty.

CO3. Apply search and knowledge representation techniques to solve AI problems.

CO4. Compare strengths and weaknesses of AI algorithms.

CO5. Combine various AI techniques to solve intelligent systems' problems.



Data Analytics Using Python Lab		Semester	III
Course Code	OMCI06	CIE + SEE Marks	30 +70 =100
Credits	02	Exam Hours	03
Examination type (SEE)	Practical		
<b>Course objectives:</b> CLO 1. Illustrate the reasoning on Uncertain Knowledge CLO 2. Explore the explanation-based learning in solving AI problems CLO 3. To explore advanced career opportunities CLO 4. Demonstrate the applications of soft computing and Evolutionary Computing algorithms			
<b>Laboratory Experiments:</b> 1. Write a Python program to insert an element into a sorted list 2. Write a python program using object oriented programming to demonstrate encapsulation, overloading and inheritance 3. Demonstrate Aggregation 4. Demonstrate handling of missing data 5. Demonstrate Indexing and Sorting 6. Implement a python program to demonstrate the following using NumPy - Array manipulation, Searching, Sorting and splitting. 7. Demonstrate hierarchical indexing 8. Demonstrate Scatter Plot 9. Demonstrate 3D plotting			
<b>Course outcome (Course Skill Set)</b>  At the end of the course the student will be able to: CO1. Demonstrate the use of built-in objects of Python CO2. Demonstrate significant experience with python program development environment CO3. Implement numerical programming, data handling and visualization through NumPy, Pandas and Matplotlib modules			



### Semester IV

Deep Learning		Semester	IV
Course Code:	OMCI401	CIE+SEE Marks	30 +70=100
Credits	04	Exam Hours	03
Examination type (SEE)		Theory	
<b>Course Objectives:</b>			
CLO 1. Figure out the context of neural networks and deep learning.			
CLO 2. Know how to use a neural network			
CLO 3. Explore the data needs of deep learning			
CLO 4: Have a working knowledge of neural networks and deep learning			
CLO 5: Explore the parameters for neural networks			
<b>Module-1</b>			
Machine Learning Basics: Learning Algorithms, Capacity, Over fitting and Under fitting, Hyper parameters and Validation Sets, Estimator, Bias and Variance, Maximum Likelihood Estimation, Bayesian Statistics, Supervised Learning Algorithms, Unsupervised Learning Algorithms, Stochastic Gradient Decent, building a Machine Learning Algorithm, Challenges Motivating Deep Learning.			
<b>Module-2</b>			
Deep Feed forward Networks: Gradient-Based Learning, Hidden Units, Architecture Design, Back Propagation. Regularization: Parameter Norm Penalties, Norm Penalties as Constrained Optimization, Regularization and Under-Constrained Problems, Dataset Augmentation, Noise Robustness, Semi Supervised Learning, Multi-Task Learning, Early Stopping, Parameter Tying and Parameter Sharing, Sparse Representations, Bagging, Dropout.			
<b>Module-3</b>			
Optimization for Training Deep Models: How Learning Differs from Pure Optimization, Challenges in Neural Network Optimization, Basic Algorithms. Parameter Initialization Strategies, Algorithms with Adaptive Learning Rates. Convolution Networks: The Convolution Operation, Motivation, Pooling, Convolution and Pooling as an Infinitely Strong Prior, Variants of the Basic Convolution Function, Structured Outputs, Data Types, Efficient Convolution Algorithms, Random or Unsupervised Features.			
<b>Module-4</b>			
Sequence Modeling: Recurrent and Recursive Nets: Unfolding Computational Graphs, Recurrent Neural Networks, Bidirectional RNNs, Encoder-Decoder Sequence-to-Sequence Architectures, Deep Recurrent Networks, And Recursive Neural Networks. Long short-term memory			







# Visvesvaraya Technological University, Belagavi

(State University of Government of Karnataka Established as per the VTU Act, 1994)

## Centre for Distance and Online Education (VTU-CDOE)

Data and Web Mining		Semester	IV
Course Code:	OMCI402A	CIE+SEE Marks	30 +70=100
Credits	03	Exam Hours	03
Examination type (SEE)		Theory	
<b>Course Objectives:</b>			
CLO 1. To describe web mining and understand the need for web mining .			
CLO 2. To differentiate between Web mining and data mining			
CLO 3. To explore different application areas for web mining			
CLO 4: To identify different methods to introduce structure to web-based data			
CLO 5: To describe Web mining, its objectives, and its benefits			
CLO 6: To explore the methods of Web usage mining			
<b>Module-1</b>			
Introduction to Web Data Mining and Data Mining Foundations, Introduction - World Wide Web (WWW), A Brief History of the Web and the Internet, Web Data Mining- Data Mining, Web Mining. Data Mining Foundations - Association Rules and Sequential Patterns - Basic Concepts of Association Rules, Apriori Algorithm- Frequent Itemset Generation, Association Rule Generation, Data Formats for Association Rule Mining, Mining with multiple minimum supports - Extended Model, Mining Algorithm, Rule Generation, Mining Class Association Rules, Basic Concepts of Sequential Patterns, Mining Sequential Patterns on GSP, Mining Sequential Patterns on PrefixSpan, Generating Rules from Sequential Patterns.			
<b>Module-2</b>			
Supervised and Unsupervised Learning Supervised Learning - Basic Concepts, Decision Tree Induction - Learning Algorithm, Impurity Function, Handling of Continuous Attributes, Classifier Evaluation, Rule Induction - Sequential Covering, Rule Learning, Classification Based on Associations, Naïve Bayesian Classification , Naïve Bayesian Text Classification - Probabilistic Framework, Naïve Bayesian Model . Unsupervised Learning - Basic Concepts , K-means Clustering - K-means Algorithm, Representation of Clusters, Hierarchical Clustering - Single link method, Complete link Method, Average link method, Strength and Weakness.			
<b>Module-3</b>			
Information Retrieval and Web Search: Basic Concepts of Information Retrieval, Information Retrieval Methods - Boolean Model, Vector Space Model and Statistical Language Model, Relevance Feedback, Evaluation Measures, Text and Web Page Preprocessing - Stopword Removal, Stemming, Web Page Preprocessing, Duplicate, Detection, Inverted Index and Its Compression - Inverted Index, Search using Inverted Index, Index Construction, Index Compression, Latent Semantic Indexing - Singular Value Decomposition, Query and Retrieval, Web Search, Meta Search, Web Spamming.			



### Module-4

Link Analysis and Web Crawling: Link Analysis – Social Network Analysis, Co-Citation and Bibliographic Coupling, Page Rank Algorithm, HITS Algorithm, Community Discovery-Problem Definition, Bipartite Core Communities, Maximum Flow Communities, Email Communities. Web Crawling – A Basic Crawler Algorithm- Breadth First Crawlers, Preferential Crawlers, Implementation Issues – Fetching, Parsing, Stopword Removal, Link Extraction, Spider Traps, Page Repository, Universal Crawlers, Focused Crawlers, Topical Crawlers, Crawler Ethics and Conflicts.

### Module-5

Opinion Mining and Web Usage Mining Opinion Mining – Sentiment Classification – Classification based on Sentiment Phrases, Classification Using Text Classification Methods, Feature based Opinion Mining and Summarization – Problem Definition, Object feature extraction, Feature Extraction from Pros and Cons of Format1, Feature Extraction from Reviews of Format 2 and 3, Comparative Sentence and Relation Mining, Opinion Search and Opinion Spam. Web Usage Mining – Data Collection and Preprocessing- Sources and Types of Data, Key Elements of Web usage Data Preprocessing, Data Modeling for Web Usage Mining, Discovery and Analysis of Web usage Patterns -Session and Visitor Analysis, Cluster Analysis and Visitor Segmentation, Association and Correlation Analysis, Analysis of Sequential and Navigation Patterns.

#### Text Books:

1. Web Data Mining: Exploring Hyperlinks, Contents, and Usage Data by Bing Liu (Springer Publications)

#### References Books:

1. Data Mining: Concepts and Techniques, Second Edition Jiawei Han, Micheline Kamber (Elsevier Publications)
2. Web Mining:: Applications and Techniques by Anthony Scime
3. Mining the Web: Discovering Knowledge from Hypertext Data by Soumen Chakrabarti

#### Web links and Video Lectures (e-Resources):

- <https://www.tutorialspoint.com/what-is-web-mining>
- <https://www.geeksforgeeks.org/web-mining/>





# Visvesvaraya Technological University, Belagavi

(State University of Government of Karnataka Established as per the VTU Act, 1994)

## Centre for Distance and Online Education (VTU-CDOE)

Predictive analysis		Semester	IV
Course Code:	OMCI402B	CIE+SEE Marks	30 +70=100
Credits	04	Exam Hours	03
Examination type (SEE)		Theory	
<b>Course Objectives:</b>			
CLO 1. Explore various classification and regression models.			
CLO 2. Explore working of supervised and unsupervised algorithms.			
CLO 3. Identify the best working models to solve real world problems.			
<b>Module-1</b>			
Overview of Supervised Learning: Introduction, Variable Types and Terminology, Two Simple Approaches to Prediction: Linear Methods for Regression and Classification: Introduction, Linear regression models and least squares, , Subset selection , Shrinkage Methods, A Comparison of the Selection and Shrinkage Methods, Linear Discriminant Analysis, Logistic regression.			
Text Book 1:Chapters 2.1 – 2.3, 3.1 – 3.4, 3.6, 4.1, 4.3 – 4.4			
<b>Module-2</b>			
Model Assessment and Selection: Bias, Variance, and model complexity, The Bias-variance Decomposition, Optimism of the training error rate, Estimate of In-sample prediction error, The Effective number of parameters, Bayesian approach and BIC, Cross- validation, Boot strap methods, Conditional or Expected Test Error.			
Text Book 1:Chapters 7.1 – 7.7, 7.10 – 7.12			
<b>Module-3</b>			
Additive Models, Trees, and Related Methods: Generalized additive models, Tree-Based Methods, Boosting and Additive Trees: Boosting Methods, Exponential Loss and AdaBoost, Example: Spam Data, Numerical Optimization via Gradient Boosting , Illustrations (California Housing , New Zealand Fish, Demographic Data)			
Text Book 1: Chapters 9.1 – 9.2, 10.4, 10.8, 10.10, 10.13			
<b>Module-4</b>			
Neural Networks: Introduction, Fitting Neural Networks, Some Issues in Training Neural Networks Support Vector Machines: Introduction, The Support Vector Classifier, Support Vector Machines and Kernels Unsupervised Learning and Random forests: Association rules, Cluster analysis, Details of Random Forests, Random forests and analysis.			
Text Book 1: Chapters 11.1, 11.3 – 11.5, 12.1 – 12.3, 14.1 – 14.3, 15.1 – 15.4			
<b>Module-5</b>			
Assessing Performance of a classification Algorithm (t-test, McNemar’s test, Paired t-test, F-test), Analysis of Variance, Creating data for analytics through designed experiments.			
Text Book 2: Chapter 19			

**Centre for Distance and Online Education (VTU-CDOE)**

**Text Books:**

1. The Elements of Statistical Learning-Data Mining, Inference, and Prediction Trevor Hastie, Robert Tibshirani, Jerome Friedman Springer 2009.
2. Introduction to Machine Learning, E. Alpaydin PHI 2010.

### Reference Books:

1. Pattern Recognition and Machine Learning, Christopher M. Bishop Springer 2007.
2. All of statistics, L.Wasserman Springer 2004.
3. An Introduction to statistical learning with applications in R, G. James, D. Witten, T.

Hastie, R. Tibshirani Springer 2017

### Web links and Video Lectures (e-Resources):

- <https://www.udemy.com/tutorial/become-a-python-data-analyst/introduction-to-predictiveanalytics-models/>
- <https://intellipaat.com/blog/what-is-predictive-analytics/>
- <https://www.youtube.com/watch?v=Kd0C-8q0HkI>

## Course Outcomes

Cos	Description
CO1	Apply Regression and classification models to solve real world problems
CO2	Identify and analyze different analytical models
CO3	Identify and apply Additive models to different data science related problems
CO4	Apply Supervised and Unsupervised learning techniques
CO5	Choose appropriate assessment evaluation criterion for different analytical methods

### CO-PO Mapping:

[illegible]



# Visvesvaraya Technological University, Belagavi

(State University of Government of Karnataka Established as per the VTU Act, 1994)

## Centre for Distance and Online Education (VTU-CDOE)

Artificial Intelligence in Cyber Security		Semester	IV
Course Code:	OMCI402C	CIE+SEE Marks	30 +70=100
Credits	04	Exam Hours	03
Examination type (SEE)		Theory	
<b>Course Objectives:</b>			
CLO 1. Explore cyber threats and limitations of machine learning in security			
CLO 2. Apply supervised learning algorithms for anomaly detection			
CLO 3: Explore feature generation and the theory of network defense			
CLO 4 : Explore types of web abuse and supervised learning for abuse problems.			
<b>Module-1</b>			
Cyber threats and landscape, The cyber attack’s economy, What is Machine learning?, Real-world uses of Machine learning in Security, Spam fighting: an iterative approach, Limitations of machine learning in Security, Training algorithms to learn.			
<b>Module-2</b>			
Supervised classification algorithms, Practical consideration in classification, Clustering, When to use anomaly detection versus supervised learning, Intrusion detection with Heuristics, data-driven methods, feature engineering for anomaly detection, anomaly detection with data and algorithms, Challenges of using machine learning in anomaly detection.			
<b>Module-3</b>			
Understanding malware, feature generation, from features to classification, Theory of Network defense, machine learning and network security, building a predictive model to classify network attacks.			
<b>Module-4</b>			
Monetizing the consumer web, types of abuse and the data that can stop them, Supervised learning for abuse problems, clustering abuse, further direction in clustering, defining machine learning system maturity and scalability.			
<b>Module-5</b>			
Data quality, model quality, performance, maintainability, monitoring and alerting, Security and reliability, feedback and usability.			

### Books:

1. Machine Learning and Security by Clarence Chio, David Freeman ,Released February 2018  
Publisher(s): O'Reilly Media, Inc.

### References:

1. Hands-On Artificial Intelligence for Cybersecurity by Alessandro Parisi Released August 2019  
Publisher(s): Packt Publishing.



### Web links and Video Lectures (e-Resources):

□ [https://www.youtube.com/watch?v=lp8uy4DyMo&list=PL9ooVrP1hQOGPQVeapGsJCktzIO4DtH4\\_](https://www.youtube.com/watch?v=lp8uy4DyMo&list=PL9ooVrP1hQOGPQVeapGsJCktzIO4DtH4_)

□ [https://www.youtube.com/watch?v=4jmsHaJ7xEA&list=PL9ooVrP1hQOGHNaCT7\\_fwe9AabjZI1RjI](https://www.youtube.com/watch?v=4jmsHaJ7xEA&list=PL9ooVrP1hQOGHNaCT7_fwe9AabjZI1RjI)

### Course Outcomes

Cos	Description
CO1	Identify cyber threats and limitations of machine learning in security
CO2	Apply machine learning methods to detect anomalies.
CO3	Apply feature generation and the theory of network defense.
CO4	Apply supervised learning for abuse problems.

### CO-PO Mapping:

PO/PSO	PO1	PO2	PO3	PO4	PO5	PO6	PO7	PO8	PO9	PO10	PO11	PO12
CO												
CO1	X		X	X			X					
CO2	X	X										
CO3	X		X		X							
CO4	X	X		X								





Major Project		Semester	IV
Course Code:	OMCI403	CIE+SEE Marks	30 +70=100
Credits	12	Exam Hours	03
Examination type (SEE)		Theory	
<b>Course Objectives:</b> <ul style="list-style-type: none"><li>• To support independent learning.</li><li>• To guide to select and utilize adequate information from varied resources maintaining ethics.</li><li>• To guide to organize the work in the appropriate manner and present information (acknowledging the sources) clearly.</li><li>• To develop interactive, communication, organization, time management, and presentation skills.</li><li>• To impart flexibility and adaptability.</li><li>• To inspire independent and team working.</li><li>• To expand intellectual capacity, credibility, judgement, intuition.</li><li>• To adhere to punctuality, setting and meeting deadlines.</li><li>• To instill responsibilities to oneself and others.</li><li>• To train students to present the topic of project work in a seminar without any fear, face audience confidently, enhance communication skill, involve in group discussion to present and exchange ideas.</li></ul>			
<b>Project Work Phase :</b> <ul style="list-style-type: none"><li>➤ Students in consultation with the guide/s shall carry out literature survey/ visit industries to finalize the topic of the Project. Subsequently, the students shall collect the material required for the selected project, prepare synopsis and narrate the methodology to carry out the project work.</li><li>➤ Each student of the project batch shall involve in carrying out the project work jointly in constant consultation with internal guide, co-guide, and external guide and prepare the project report as per the norms avoiding plagiarism.</li><li>➤ Follow the Software Development life cycle</li><li>➤ Data Collection ,Planning</li><li>➤ Design the Test cases</li><li>➤ Validation and verification of attained results</li><li>➤ Significance of parameters w.r.t scientific quantified data.</li><li>➤ Publish the project work in reputed Journal</li></ul>			



# Visvesvaraya Technological University, Belagavi

(State University of Government of Karnataka Established as per the VTU Act, 1994)

## Centre for Distance and Online Education (VTU-CDOE)


**Course outcomes:** At the end of the course the student will be able to:

- Present the project and be able to defend it.
- Make links across different areas of knowledge and to generate, develop and evaluate ideas and information so as to apply these skills to the project task.
- Habituated to critical thinking and use problem solving skills
- Communicate effectively and to present ideas clearly and coherently in both the written and oral forms.
- Work in a team to achieve common goal.
- Learn on their own, reflect on their learning and take appropriate actions to improve it.



**Visvesvaraya Technological University, Belagavi**

Centre for Distance and Online Education (CDOE), Mysuru



**Master of Computer Applications (MCA) /  
MCA in Artificial Intelligence and Data Science/  
MCA in Cyber Security and Cloud Computing**

**ASSESSMENT GUIDELINES (BOTH CIE AND SEE)**

The weightage of Continuous Internal Evaluation (CIE) is 30% and for Semester End Exam (SEE) is 70%. The minimum passing marks for the CIE is 50% of the maximum marks. Minimum passing marks in SEE is 50% of the maximum marks of SEE. A student shall be deemed to have satisfied the academic requirements (passed) and earned the credits allotted to each course if the student secures not less than 50% in the sum total of the CIE and SEE taken together.

**Continuous Internal Evaluation:**

The CIE will be for 30 Marks. A candidate shall obtain not less than 50% of the maximum marks prescribed for the CIE. CIE Marks will be based on 30 objective type questions (MCQ's, Fill in the blanks, one word answer, etc.) from all the Modules. Equal weightage should be given to all the modules.

**Semester End Examination:**

The SEE question paper will be set for 70 marks & will have three sections


- **Section-A** consists of 20 objective type questions carrying 1 mark each. All questions are compulsory
- **Section-B** consists of 8 questions carrying 10 marks each. The students will have to answer 5 complete questions

**PROGRAMME CO-ORDINATOR  
COMPUTER APPLICATIONS  
Visvesvaraya Technological University  
Centre for Distance and Online Education  
MYSURU 570 020**



# Visvesvaraya Technological University, Belagavi

Centre for Distance and Online Education (CDOE), Mysuru



## Master of Computer Applications (MCA) / MCA in Artificial Intelligence and Data Science/ MCA in Cyber Security and Cloud Computing

### PROJECT WORK GUIDELINES

Project Work	Semester	IV	
Course Code	OMCA403 / OMCI403 / OMCC403	CIE Marks	30
Teaching Hours/Week (L: P: SDA)	0:4:0	SEE Marks	70
Credits	12	Exam Hours	03

#### Objective

To expose the students to understand the working of the organization/company/ industry and take up an in-depth study of an issue/problem in the area of specialization.

#### General guidelines

- Each candidate shall carry out the project work independently as per Scheme of Teaching and Evaluations under the guidance of one of the faculty members of the Department.
- If the project is of inter-disciplinary nature, a co-guide shall be allotted by the University from the other concerned department.
- The topic and title of the dissertation shall be chosen by the candidate in consultation with the guide and co-guide, if any, before the commencement of fourth semester.
- The subject and topic of the dissertation shall be from the major field of studies of the candidate. Modification of only the title but not the field of work may be permitted at the time of final submission of dissertation report during fourth semester.
- The Project Work and Dissertation preparation could be carried out by the students either in their work place/ institution/ any industry/ R&D labs/ business organizations.
- The candidate shall submit a soft copy of the dissertation work to the University.
- The soft copy shall contain the entire Dissertation on the project work in monolithic form as a PDF file (not separate chapters).


PROGRAMME CO-ORDINATOR  
COMPUTER APPLICATIONS  
Visvesvaraya Technological University  
Centre for Distance and Online Education





# Visvesvaraya Technological University, Belagavi

Centre for Distance and Online Education (CDOE), Mysuru




- The Guide, after satisfying himself/herself on the suitability of the dissertation and checking the report for completeness and shall upload the Dissertation along with the name, University Seat Number, address, mobile number of the candidate etc., as prescribed in the form available on online Dissertation evaluation portal.
- Once the Guide uploads the dissertation, the same shall be linked for plagiarism check. The allowable plagiarism index shall be less than or equal to 25%. If the check indicates a plagiarism index greater than 25%, he/she shall, resubmit the dissertation to the Registrar (Evaluation)/Regional Centre/ Head Office, VTU along with the penal fees.
- By keeping the business trend in the present scenario, university has given an option to the students to select the research problem either from business organization or they can carry out the project on freelance basis subject to the approval of department committee. It is the total responsibility of the internal guide to monitor the freelance project.
- In case, business problem selected from a Company, no two students of an institute shall work on the same problem in the same organization.
- The student shall seek the guidance of the internal guide on a continuous basis, and the guide shall give a certificate to the effect that the candidate has worked satisfactorily under his/her guidance.
- On completion of the project work, student shall prepare a report with the following format.
  - i. The Project report shall be prepared using word processor viz. MS Word with New Times Roman, 12 font size and shall be in the A4 size 1" margin on all the sides (1.5 inch on left side) and 1.5 line spacing. The Project report shall not exceed 100 pages.
  - ii. The report shall have a title sheet with the title of the project, guide details and month & year of admission.
  - iii. A certificate by the guide, Programme Coordinator and the Director indicating the bonafide performance of the project by the student to be enclosed.
  - iv. An undertaking by the student to the effect that the work is independently carried out by him/her.
  - v. The certificate from the organization if applicable (if its Freelance project, certificate is not required and internal guide can issue a certificate for successful completion).



# Visvesvaraya Technological University, Belagavi

Centre for Distance and Online Education (CDOE), Mysuru



## Project Report Evaluation:

- Internal evaluation will be done by the internal guide.
- External valuation shall be done by faculty members of PG centers of VTU and VTU affiliated institutes with minimum of 10 years experience.
- **Viva-Voce / Presentation:** A viva-voce examination shall be conducted online where a student is expected to give a presentation of his/ her work.
- Minimum passing marks of the Project work is 50% in each of the components such as Internal Marks, report evaluation and viva-voce examination.

## PROJECT STRUCTURE

Abstract

Acknowledgement

Table of Contents

Table of Figures

## CHAPTER 1: INTRODUCTION

- 1.1 Background
- 1.2 Objectives
- 1.3 Purpose, Scope, and Applicability
  - 1.3.1 Purpose
  - 1.3.2 Scope
  - 1.3.3 Applicability
- 1.4 Achievements
- 1.5 Organisation of Report

## CHAPTER 2: Literature Survey

## CHAPTER 3: System Requirements & Specifications

- 3.1 Functional and Non functional Requirements
- 3.2 Software and Hardware Tools
- 3.3 Software Requirements Specification



#### CHAPTER 4: SYSTEM DESIGN

- 4.1 Basic Modules
- 4.2 Data Design
  - 4.2.1 Schema Design
  - 4.2.2 Data Integrity and Constraints
- 4.3 Procedural Design
  - 4.3.1 Logic Diagrams
  - 4.3.2 Data Structures
  - 4.3.3 Algorithms Design
- 4.4 User interface design
- 4.5 Security Issues
- 4.6 Test Cases Design

#### CHAPTER 5: IMPLEMENTATION


- 5.1 Implementation Approaches
- 5.2 Coding Details and Code Efficiency
  - 5.2.1 Code Efficiency
- 5.3 Testing Approach
  - 5.3.1 Unit Testing
  - 5.3.2 Integrated Testing
- 5.4 Modifications and Improvements

#### CHAPTER 6: TESTING

- 6.1 Test Reports
- 6.2 User Documentation

#### CHAPTER 7: CONCLUSION AND FUTURE ENHANCEMENT

- 7.1 Conclusion
- 7.2 Limitations of the System
- 7.3 Future Scope of the Project REFERENCES



GLOSSARY APPENDIX A APPENDIX B

**Abstract**

This should be one/two short paragraphs (400 words), summarising the project work. It is important that this is not just a re-statement of the original project outline. A suggested flow is background, project aims and main achievements.

NOTE: From the abstract, a reader should be able to ascertain if the project is of interest to them and, it should present results of which they may wish to know more details.

**Chapter 1: Introduction**

The introduction has several parts as given below:

**Background:**

A description of the background and context of the project and its relation to work already done in the area. Summarise existing work in the area concerned with your project work.

**Objectives:**

Concise statement of the aims and objectives of the project. Define exactly what you are going to do in the project; the objectives should be about 30 /40 words.

**Purpose, Scope and Applicability:**

The description of Purpose, Scope, and Applicability are given below:

- **Purpose:**

Description of the topic of your project that answers questions on why you are doing this project. How your project could improve the system its significance and theoretical framework.

- **Scope:**

A brief overview of the methodology, assumptions and limitations.


You should answer the question: What are the main issues you are covering in your project?

What are the main functions of your project?

- **Applicability:**

You should explain the direct and indirect applications of your work. Briefly discuss how this project will serve the computer world and people.





**Achievements:**

Explain what knowledge you achieved after the completion of your work. What contributions has your project made to the chosen area?

Goals achieved - describes the degree to which the findings support the original objectives laid out by the project. The goals may be partially or fully achieved, or exceeded.

**Organisation of Report:**

Summarising the remaining chapters of the project report, in effect, giving the reader an overview of what is to come in the project report.

**Chapter 2: SURVEY OF TECHNOLOGIES**

In this chapter

- You should demonstrate your awareness and understanding of Available Technologies related to the topic of your project.
- You should give the detail of all the related technologies that are necessary to complete your project.
- You should describe the technologies available in your chosen area and present a comparative study of all those Available Technologies.
- Explain why you selected the one technology for the completion of the objectives of your project.

**Chapter 3: REQUIREMENTS AND ANALYSIS**

**3.1 Problem Definition:**


Formulate/define the problem on which you are working in the project.

Provide details of the overall problem and then divide the problem in to sub- problems.

Define each sub-problem clearly.

**3.2 Proposed Solution:**

Define briefly the methodology/technology you are proposing to solve the problem on which you are working in the project.



### **3.3 Planning and Scheduling:**

Planning and scheduling is a complicated part of software development. Planning, for our purposes, can be thought of as determining all the small tasks that must be carried out in order to accomplish the goal. Planning also takes into account, rules, and known as constraints, which, control when certain tasks can or cannot happen. Scheduling can be thought of as determining whether adequate resources are available to carry out the plan. You should show the Gantt chart and Program Evaluation Review Technique (PERT).

### **3.4 Software and Hardware Tools used:**

Define the details of all the software and hardware needed for the development and implementation of your project.


- **Hardware Requirement:** In this section, the equipment, graphics card, numeric co-processor, mouse, disk capacity, RAM capacity etc. necessary to run the software must be noted.
- **Software Tools used:** In this section, the operating system, the compiler, testing tools, linker, and the libraries etc. necessary to compile, link and install the software must be listed.

### **3.5 Preliminary Product Description:**

Identify the requirements and objectives of the new system. Define the functions and operation of the application/system you are developing as your project.

### **3.6 Conceptual Models:**

You should understand the problem domain and produce a model of the system, which describes operations that can be performed on the system, and the allowable sequences of those operations. Conceptual Models could consist of complete Data Flow Diagrams, ER diagrams, Object-oriented diagrams, System Flowcharts etc.



### 3.7 Software Requirements Specification:

- In this phase you should define the requirements of the system, INDEPENDENT of how these requirements will be accomplished.
- The Requirements Specification describes the things in the system and the actions that can be done on these things.
- Identify the operation and problems of the existing system.
- i. USER REQUIREMENTS
- ii. SYSTEM REQUIREMENTS
- FUNCTIONAL REQUIREMENTS
- NON-FUNCTIONAL REQUIREMENTS
- DOMAIN REQUIREMENTS

## Chapter 4: SYSTEM DESIGN

Describes desired features and operations in detail, including screen layouts, business rules, process diagrams, pseudocode and other documentation.

### Basic Modules:

You should follow the divide and conquer theory, so divide the overall problem into more manageable parts and develop each part or module separately. When all modules are ready, you should integrate all the modules into one system. In this phase, you should briefly describe all the modules and the functionality of these modules.

### Data Design:


Data design will consist of how you organise, managing and manipulate the data.

- Schema Design: Define the structure and explanation of schemas used in your project.
- Data Integrity and Constraints: Define and explain all the validity checks and constraints you are providing to maintain data integrity.

### Procedural Design:

Procedural design is a systematic way for developing algorithms or procedurals.





- **Logic Diagrams:**

Define the systematically flow of procedure that improves its comprehension and helps the programmer during implementation. e.g., Control Flow Chart, Process Diagrams etc.

- **Data Structures:**

Create and define the data structure used in your procedures.

- **Algorithms Design:**

With proper explanations of input data, output data, logic of processes, design and explain the working of algorithms.

**User Interface Design:**

- Define user, task, environment analysis and how you intend to map those requirements in order to develop a "User Interface".
- Describe the EXTERNAL and INTERNAL components and the architecture of your user interface.
- Show some rough pictorial views of the user interface and its components.

**Security Issues:**

Discuss Real-time considerations and Security issues related to your project and explain how you intend avoiding those security problems. What are your security policy plans and architecture?

**Test Cases Design:**

Define test cases, which will provide easy detection of errors and mistakes with in a minimum period of time and with the least effort. Explain the different conditions in which you wish to ensure the correct working of your software.

**Chapter 5: IMPLEMENTATION AND TESTING**

**Implementation Approaches:**

Define the plan of implementation, and the standards you have used in the implementation.







---

**Coding Details and Code Efficiency:**

Students not need include full source code, instead, include only the important codes (algorithms, applets code, forms code etc). The program code should contain comments needed for explaining the work a piece of code does. Comments may be needed to explain why it does it, or, why it does a particular way.

You can explain the function of the code with a shot of the output screen of that program code.

- **Code Efficiency:** You should explain how your code is efficient and how you have handled code optimisation.

**Testing Approach:** Testing should be according to the scheme presented in the system design chapter and should follow some suitable model - e.g., category partition, state machine-based. Both functional testing and user-acceptance testing are appropriate. Explain your approach of testing.

- **Unit Testing:**


Unit testing deals with testing a unit or module as a whole. This would test the interaction of many functions but, do confine the test within one module.

- **Integrated Testing:**

Brings all the modules together into a special testing environment, then checks for errors, bugs and interoperability. It deals with tests for the entire application. Application limits and features are tested here.

**Modifications and Improvements:**

Once you finish the testing you are bound to be faced with bugs, errors and you will need to modify your source code to improve the system. Define what modification you implemented in the system and how it improved your system.



## **Chapter 6: RESULTS AND DISCUSSION**

### **Test Reports:**

Explain the test results and reports based on your test cases, which should show that your software is capable of facing any problematic situation and that it works fine in different conditions. Take the different sample inputs and show the outputs.

### **User Documentation:**

Define the working of the software; explain its different functions, components with screen shots. The user document should provide all the details of your product in such a way that any user reading the manual, is able to understand the working and functionality of the document.

## **Chapter 7: CONCLUSION:**

The conclusions can be summarised in a fairly short chapter (2 or 3 pages). This chapter brings together many of the points that you would have made in the other chapters.

### **Limitations of the System:**

Explain the limitations you encountered during the testing of your software that you were not able to modify. List the criticisms you accepted during the demonstrations of your software.

### **Future Scope of the Project:**

It describes two things: firstly, new areas of investigation prompted by developments in this project, and secondly, parts of the current works that were not completed due to time constraints and/or problems encountered.

## **REFERENCES**

It is very important that you acknowledge the work of others that you have used or adapted in your own work, or that provides the essential background or context to your project. The use of references is the standard way to do this. Please follow the given standard for the references for books, journals, and online material.



# Visvesvaraya Technological University, Belagavi

Centre for Distance and Online Education (CDOE), Mysuru



## GLOSSARY

If you use any acronyms, abbreviations, symbols, or uncommon terms in the project report then their meaning should be explained where they first occur. If you go on to use any of them extensively then it is helpful to list them in this section and define the meaning.

## APPENDICES

These may be provided to include further details of results, mathematical derivations, certain illustrative parts of the program code (e.g., class interfaces), user documentation etc.

### Rubrics for Project Work

Sl. No.	Evaluation Type	Particulars	Marks
1	CIE	Internal Assessment by the Guide- Based on the Presentations by Students	30
2	SEE	Report Evaluation by the Guide & External Examiner. Average of the marks awarded by the two Examiners shall be the final evaluation marks for the Dissertation	35
3	SEE	Viva-Voce Examination to be conducted by the Guide and an External examiner from the Industry/ Institute (Joint Evaluation)	35
Total			100

### Rubrics for Project Evaluation and Viva voce Examination


#### A. Internal Assessment by the Guide- Based on three Presentations by Students

Sl. No.	Aspects	Marks
1	Three Presentations	5
2	Introduction and Methodology	5
3	Industry and Company Profile	5
4	Theoretical background of study	5
5	Data analysis and interpretation	5
6	Summary of findings, suggestions and conclusion	5
Total		30



# Visvesvaraya Technological University, Belagavi

Centre for Distance and Online Education (CDOE), Mysuru



## B. Report Evaluation by the Guide & External Examiner

Sl. No.	Aspects	Marks
1	Introduction & Relevance of the project	5
2	Conceptual background and literature review	5
3	Research design	5
4	Analysis and interpretation	10
5	Summary of findings, suggestions and conclusion	10
Total		35

## C. Viva-Voce Examination to be conducted by the Guide and an External examiner from the Industry/ Institute (Joint Evaluation)

Sl. No.	Aspects	Marks
1	Presentation and Communication Skills	5
2	Subject knowledge	5
3	Objectives of the study and Methodology	5
4	Analysis using statistical tools and statistical packages	10
5	Findings and appropriate suggestions	10
Total		35

## Activity Chart to be followed during Project Work


Activity	Remarks
Identifying the organization and Problem identification	Student individually identifies an organization or identifies problem for his/her study, according to his/her interest.
Problem statement & Research Design	His/ Her interests are discussed with project guides. Discussion with Internal Guide to decide on suitable design for the research
Synopsis Preparation	Preparation of Synopsis* & formulating the objectives
Presentation of Synopsis	The student will present the synopsis with the detailed execution plan to the Internal Guide and Programme Coordinator who will review and may: a. Approve b. Approve with modification or c. Reject for fresh synopsis





# Visvesvaraya Technological University, Belagavi

Centre for Distance and Online Education (CDOE), Mysuru



Approval Status	The approval status is submitted to Programme Coordinator who will officially give concurrence for the execution of the Project
Understanding Structure, Culture and functions of the organization / Identifying of business problem from the Industry through the literature study	Student should understand products / services and the problems of the organization
Preparation of Research design and Research instrument for data collection	Discussion with the guide for finalization of research design and instrument in his/her domain and present the same to the guide. <b>(First Presentation)</b>
Data collection	Date collected to be edited, coded, tabulated and presented to the guide for suggestions for analysis. <b>(Second Presentation)</b>
Analysis and finalization of report	Students must use appropriate and latest statistical tools and techniques for analyzing the data. <b>(Third Presentation)</b>
Submission of Report	Final Report should be submitted to the University before one week of the commencement of theory examination.

**\*Synopsis of 3-4 pages to be submitted to the Programme Coordinator through the Guide**


<b>Page 1</b>	Title, Contact Address of student- with details of Internal and External Guide (if applicable)
<b>Pages 2-4</b>	Short introduction with objectives and summary (300 words), Review of Articles / Literature about the topic with source of information.

## Formats for Project Report

- Format of Cover Page
- Format of certificate by Company/Institution or from both
- Format of Declaration Page
- Format of Contents
- Format of List of Tables and Charts
- Format of Bibliography



**Visvesvaraya Technological University, Belagavi**  
Centre for Distance and Online Education (CDOE), Mysuru



(Title of the Project Work)

Submitted by

(Student Name)

(USN)

Submitted to

VISVESVARAYA TECHNOLOGICAL UNIVERSITY, BELGAVI

In partial fulfillment of the requirements for the award of the degree of  
[MASTER OF COMPUTER APPLICATION / MASTER OF COMPUTER APPLICATION  
IN AI & DS / MASTER OF COMPUTER APPLICATION IN CY & CC]

Under the guidance of

INTERNAL GUIDE

(Name & Designation)

EXTERNAL GUIDE

(Name & Designation)

(Institute Logo)


Department of Computer Applications  
VTU's Centre for Distance and Online Education  
Mysuru

(Month & Year of submission)



# Visvesvaraya Technological University, Belagavi

Centre for Distance and Online Education (CDOE), Mysuru



## CERTIFICATE

This is to certify that (Name of the Student) bearing USN (xxxx), is a bonafide student of [Master Of Computer Application / Master Of Computer Application In AI & DS / Master Of Computer Application In CS & CC] course of the Institute (Batch), affiliated to Visvesvaraya Technological University, Belgavi. Project Report on "(Title of Report)" is prepared by him/her under the guidance of (Name of the Guide), in partial fulfilment of the requirements for the award of the degree of [Master Of Computer Application / Master Of Computer Application In AI & DS / Master Of Computer Application In CS & CC] of Visvesvaraya Technological University, Belagavi, Karnataka.

Signature of Internal Guide


Signature of PC

Signature of Director



# Visvesvaraya Technological University, Belagavi

Centre for Distance and Online Education (CDOE), Mysuru



## DECLARATION

I, (Student Name), hereby declare that the Project report entitled "(Title)" with reference to (Organization with place) prepared by me under the guidance of (Guide Name), faculty of Computer Application Department, (Institute name) and external assistance by (External Guide Name, Designation and Organization). I also declare that this Project work is towards the partial fulfilment of the university Regulations for the award of degree of [Master Of Computer Application / Master Of Computer Application In AI & DS / Master Of Computer Application In CS & CC] by Visvesvaraya Technological University, Belagavi. I have undergone a summer project for a period of Twelve weeks. I further declare that this Project is based on the original study undertaken by me and has not been submitted for the award of any degree/diploma from any other University / Institution.

Place:

Signature of the Student

Date:

PROGRAMME CO-ORDINATOR  
COMPUTER APPLICATIONS  
Visvesvaraya Technological University  
Centre for Distance and Online Education  
MYSURU-570 029